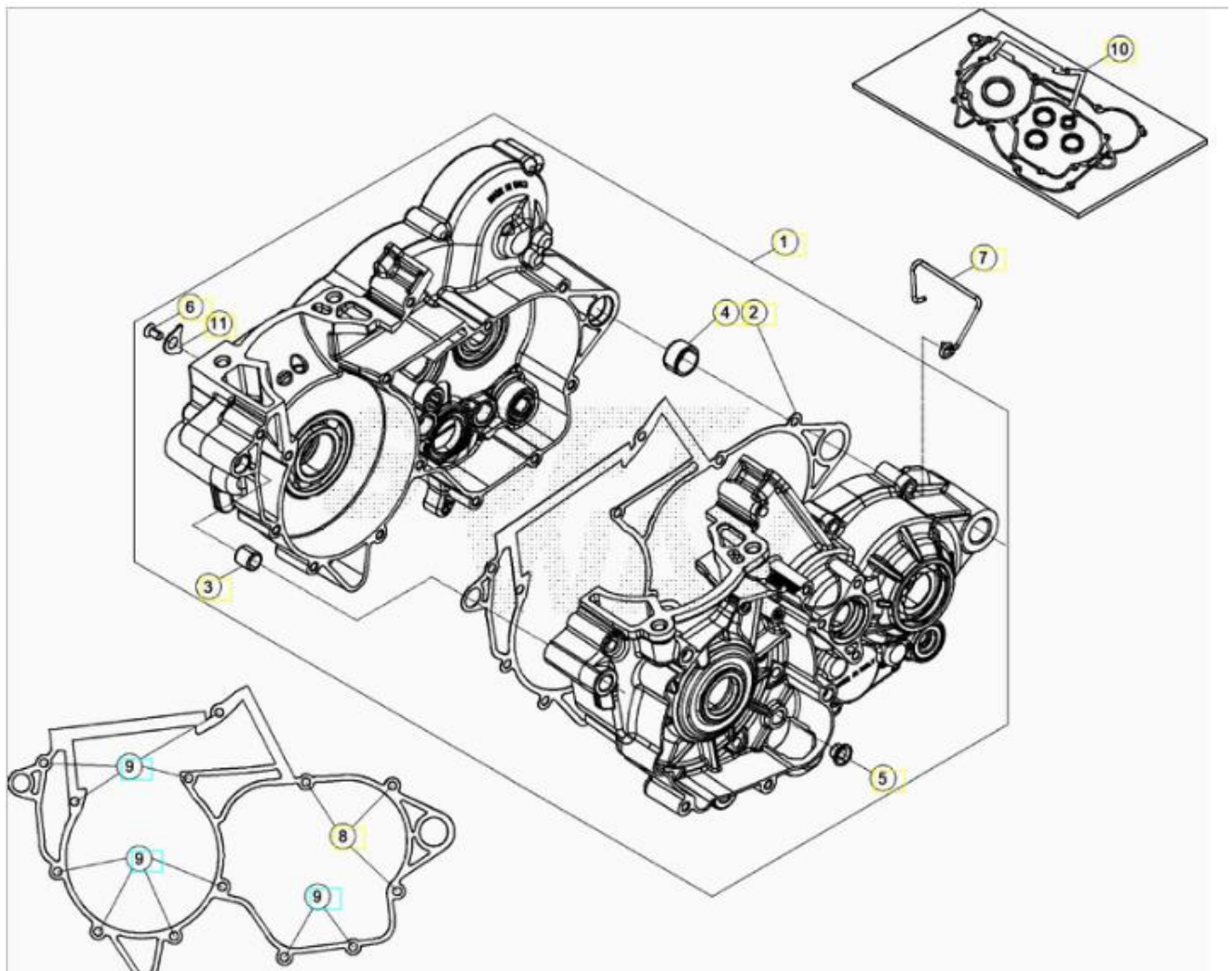


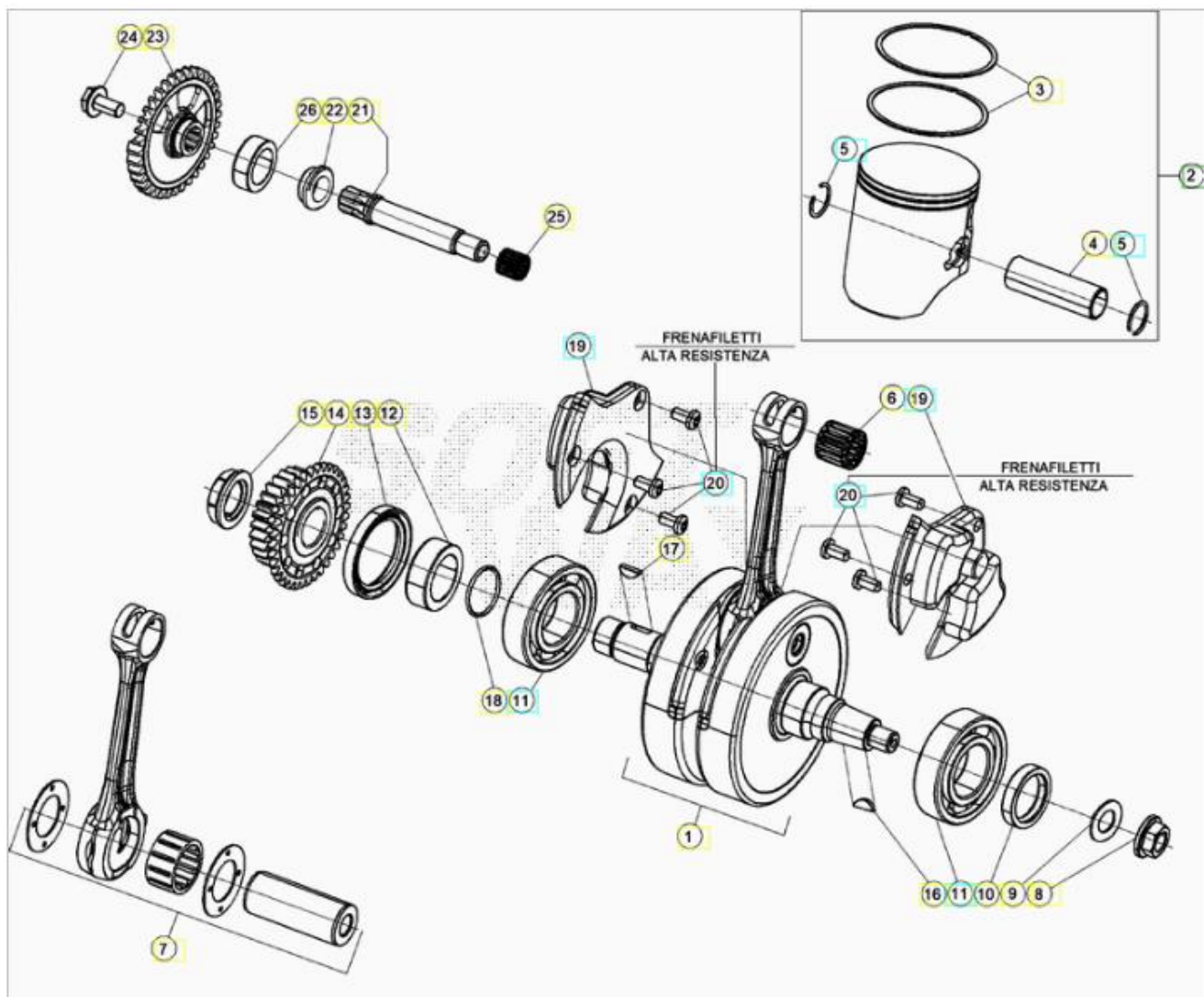
# **MFC** **MOTOCROSS** **CENTER.COM**

BETA RR 300 MY 2021



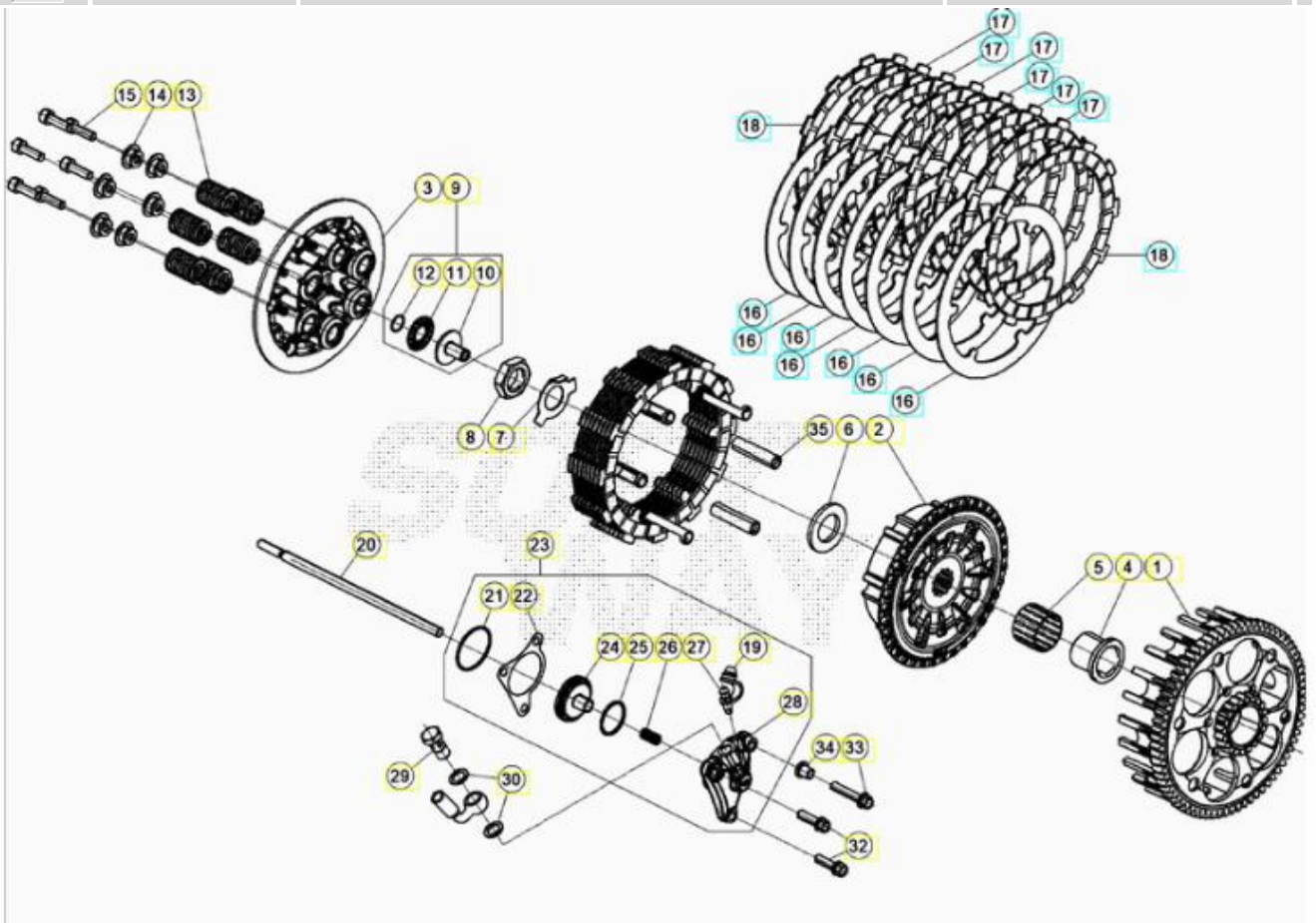


| REF. NO.                 | PART NO. | CRANKCASE DESCRIPTION | 300 RR 2T                    |   |
|--------------------------|----------|-----------------------|------------------------------|---|
| <input type="checkbox"/> | 1        | 026.010448.000        | ENGINE CASE RR 2T            | 1 |
| <input type="checkbox"/> | 2        | 026.010030.000        | CRANKCASE GASKET             | 1 |
| <input type="checkbox"/> | 3        | 16.41500.000          | DOWEL 10,5.13.13             | 1 |
| <input type="checkbox"/> | 4        | 006.010120.000        | BUSH (BACK) 17.21.12         | 1 |
| <input type="checkbox"/> | 5        | C03020010000          | BUSH 8X10X8                  | 1 |
| <input type="checkbox"/> | 6        | C24900020000          | SCREW TORX 6X12              | 1 |
| <input type="checkbox"/> | 7        | 006.010230.000        | FAIR LEAD BREATHING TUBE MEM | 1 |
| <input type="checkbox"/> | 8        | 11.50360.000          | BOLT 6.40 RS CH8             | 1 |
| <input type="checkbox"/> | 9        | 11.05535.000          | BOLT 6.50 RS CH8             | 3 |
| <input type="checkbox"/> | 10       | 036.010108.200        | CRANKCASE GASKET KIT         | 1 |
| <input type="checkbox"/> | 11       | 006.010160.000        | RETAINING PLATE MAINBEARING  | 1 |



| REF. NO.                 | PART NO. | CRANKSHAFT PISTON DESCRIPTION | 300 RR 2T                    |   |
|--------------------------|----------|-------------------------------|------------------------------|---|
| <input type="checkbox"/> | 1        | 026.020498.000                | CRANKSHAFT                   | 1 |
| <input type="checkbox"/> | 2        | 026.020338.00A                | PISTON KIT 300CC, A          | 1 |
| <input type="checkbox"/> | 2        | 026.020338.00B                | PISTON KIT 300CC, B          | 1 |
| <input type="checkbox"/> | 2        | 026.020338.00C                | PISTON KIT 300CC, C          | 1 |
| <input type="checkbox"/> | 3        | 026.020310.000                | PISTON RING D.72             | 1 |
| <input type="checkbox"/> | 4        | 026.020230.000                | PIN                          | 1 |
| <input type="checkbox"/> | 5        | 10.42600.000                  | CIRCLIP 18                   | 2 |
| <input type="checkbox"/> | 6        | 16.16710.000                  | NEEDLE BEARING 18.22.20      | 1 |
| <input type="checkbox"/> | 7        | 026.020198.000                | CONNECTING ROD ASSY          | 1 |
| <input type="checkbox"/> | 8        | 13.25010.000                  | NUT, MAGNETO SPECIAL         | 1 |
| <input type="checkbox"/> | 9        | 27.74810.000                  | SPRING WASHER DIN137 B12 FST | 1 |
| <input type="checkbox"/> | 10       | C02010410000                  | OIL SEAL 25X35X7             | 1 |
| <input type="checkbox"/> | 11       | C06010350000                  | BEARING                      | 2 |
| <input type="checkbox"/> | 12       | 026.020090.000                | SPACER                       | 1 |
| <input type="checkbox"/> | 13       | C02010420000                  | OIL SEAL 38X52X7             | 1 |
| <input type="checkbox"/> | 14       | 026.030058.000                | PINION GEAR Z27              | 1 |

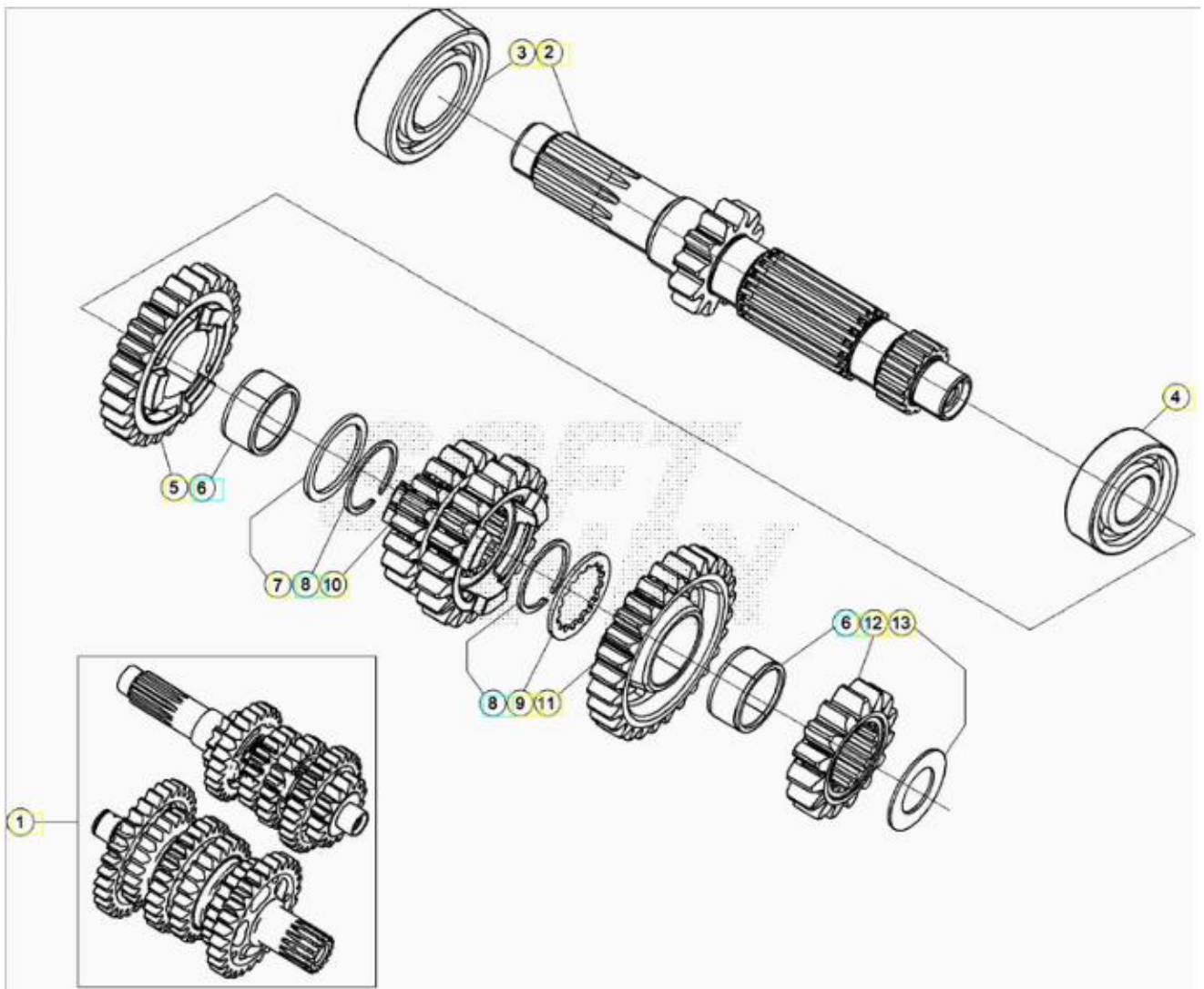
|                          |    |                |                              |   |
|--------------------------|----|----------------|------------------------------|---|
| <input type="checkbox"/> | 15 | 006.030230.000 | NUT M20X1,5LH (PRIMARY GEAR) | 1 |
| <input type="checkbox"/> | 16 | 12.46020.000   | KEY 3.5                      | 1 |
| <input type="checkbox"/> | 17 | 12.46151.000   | WOODRUFF, 4.5                | 1 |
| <input type="checkbox"/> | 18 | 10.66620.000   | OIL SEAL                     | 1 |
| <input type="checkbox"/> | 19 | 026.020480.000 | CRANKSHAFT INSERT RR 2T      | 2 |
| <input type="checkbox"/> | 20 | C24910020000   | SCREW 6.12 TORX              | 2 |
| <input type="checkbox"/> | 21 | 026.020400.000 | BALANCER SHAFT               | 1 |
| <input type="checkbox"/> | 22 | 026.020420.000 | BUSHING                      | 1 |
| <input type="checkbox"/> | 23 | 026.020070.000 | BALANCE SHAFT GEAR           | 1 |
| <input type="checkbox"/> | 24 | C24310440000   | SCREW M8X16 DIN6921          | 1 |
| <input type="checkbox"/> | 25 | 11.22200.000   | NEEDLE BEARING 12.18.12      | 1 |
| <input type="checkbox"/> | 26 | 12.98000.000   | BALL BEARING 20.42.12        | 1 |



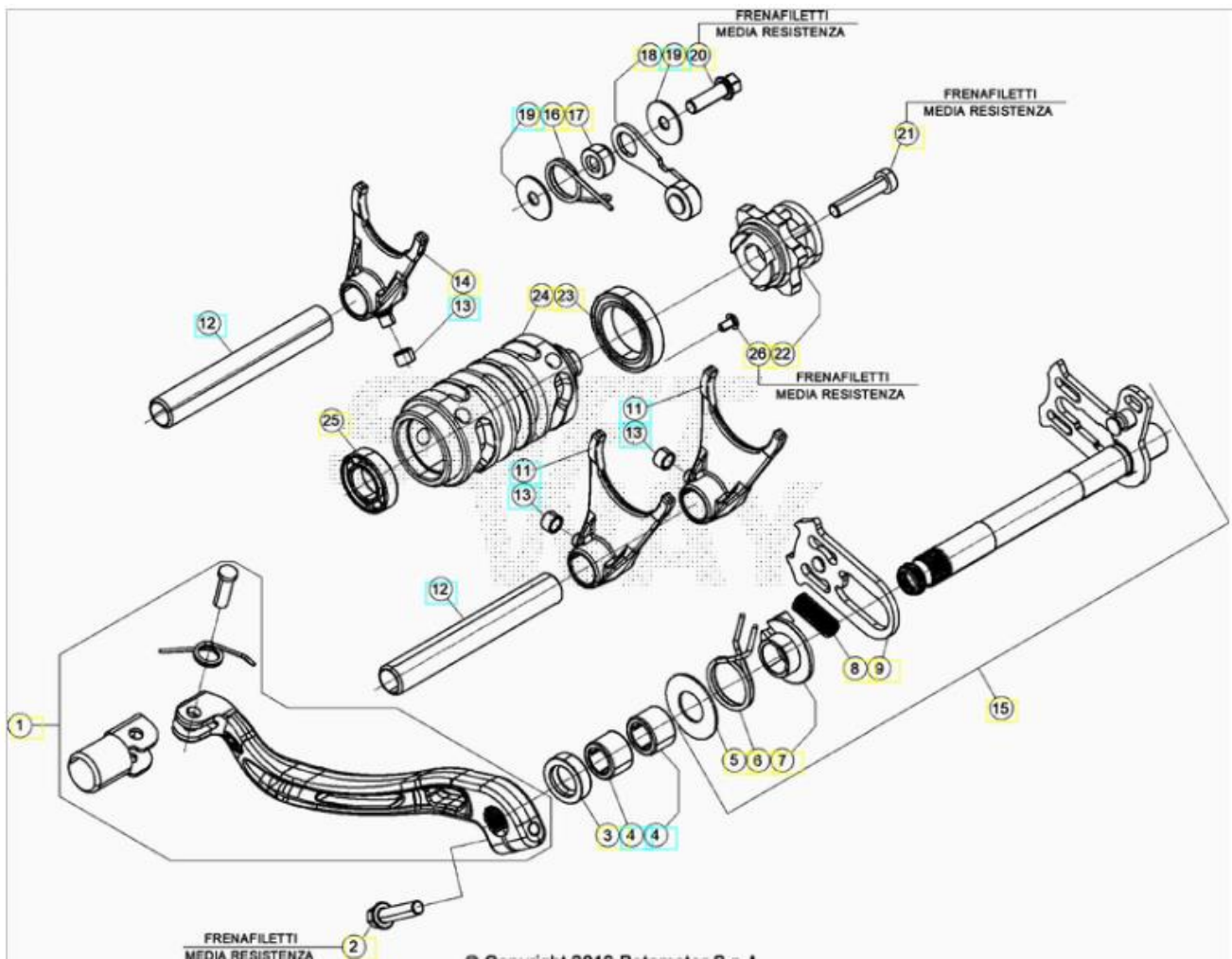
| REF. NO.                 | PART NO. | CLUTCH DESCRIPTION | 300 RR 2T               |   |
|--------------------------|----------|--------------------|-------------------------|---|
| <input type="checkbox"/> | 1        | 029.030110.000     | CLUTCH CASE ASSY        | 1 |
| <input type="checkbox"/> | 2        | 029.031410.000     | CLUTCH DRUM             | 1 |
| <input type="checkbox"/> | 3        | 029.030310.000     | PRESSURE PLATE          | 1 |
| <input type="checkbox"/> | 4        | 026.030610.000     | BUSH                    | 1 |
| <input type="checkbox"/> | 5        | 006.030630.000     | ROLLER BEARING 26.30.22 | 1 |
| <input type="checkbox"/> | 6        | 006.030620.000     | THRUST WASHER 21,7X38X3 | 1 |
| <input type="checkbox"/> | 7        | 029.030004.800     | TAB WASHER              | 1 |

|   |    |                |                                 |   |
|---|----|----------------|---------------------------------|---|
|     | 8  | 006.030650.000 | S/ARM SPECIAL NUT 18.1,50       | 1 |
|    | 9  | 029.030718.000 | CLUTCH COUPLING                 | 1 |
|    | 10 | 029.030710.000 | CLUTCH COUPLING                 | 1 |
|    | 10 | 029.030718.000 | CLUTCH COUPLING                 | 1 |
|    | 11 | 16.11370.000   | BUSH 15.28.2                    | 1 |
|    | 12 | 28.23105.000   | SEEGER RB14 DIN 7993            | 1 |
|    | 13 | 029.030550.000 | CLUTCH SPRING                   | 1 |
|    | 14 | 029.030560.000 | SPRING RETAINER                 | 1 |
|    | 15 | 31.34510.000   | SCREW 6.20                      | 1 |
|    | 16 | 029.030050.000 | DRIVEN DISK                     | 7 |
|    | 17 | 029.030530.000 | FIBER PLATE                     | 6 |
|    | 18 | 029.030540.000 | FIBER PLATE                     | 2 |
|    | 19 | 16.33788.000   | CAP                             | 1 |
|    | 20 | 026.030700.000 | CLUTCH FL. DIPSTICK             | 1 |
|    | 21 | 10.66840.000   | O.RING 33X1,5                   | 1 |
|    | 22 | 006.030850.000 | GASKET CLUTCH SLAVE<br>CYLINDER | 1 |
|   | 23 | 029.030018.000 | CLUTCH SLAVE M/C ASSY           | 1 |
|  | 24 | 006.032818.000 | CLUTCH ACTUATOR PISTON          | 1 |
|  | 25 | 10.66520.000   | OIL SEAL 23,52.1,78             | 1 |
|  | 26 | 006.030830.000 | SPRING SLAVE CYLINDER           | 1 |
|  | 27 | 28.91050.000   | BLEED WITH RUBBER               | 1 |
|  | 27 | 28.91050.800   | BLEED WITH RUBBER               | 1 |
|  | 28 | 029.030010.000 | CLUTCH ACTUATOR CYLINDER        | 1 |
|  | 29 | 11.65040.000   | SPECIAL BOLT                    | 1 |
|  | 30 | 16.50510.000   | GASKET 10.15.1 COPPER           | 1 |
|  | 32 | 11.49070.000   | BOLT 6.20                       | 1 |
|  | 33 | 11.50355.000   | BOLT 6.35 RS CH8                | 1 |
|  | 34 | 13.49190.000   | SPACER                          | 1 |
|  | 35 | 029.031070.000 | PLATE GUIDE                     | 1 |



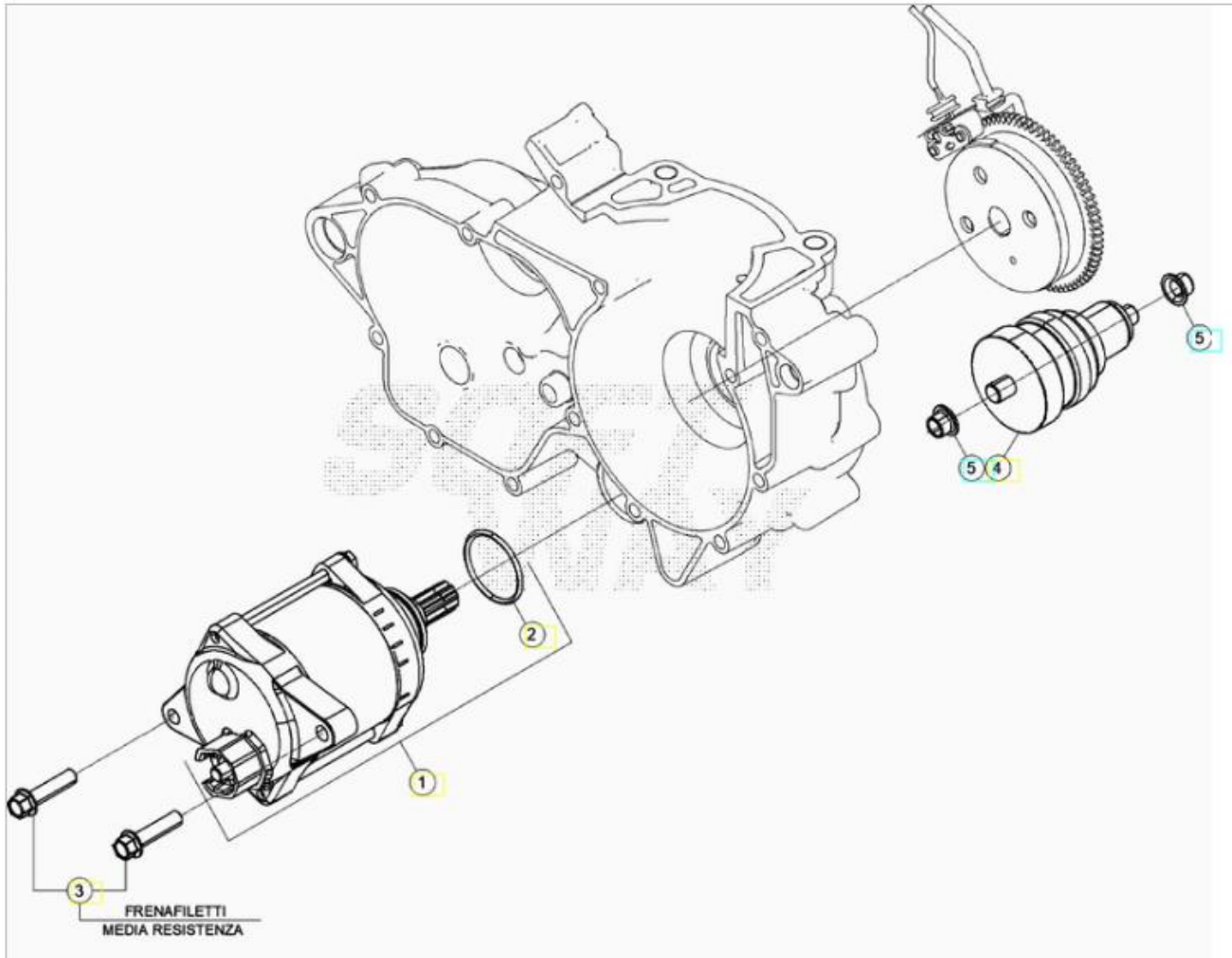


| REF. NO.                 | PART NO. | GEARBOX ASSY. DESCRIPTION | 300 RR 2T                              |
|--------------------------|----------|---------------------------|--|
| <input type="checkbox"/> | 1        | 026.040008.000            | GEARBOX ASSY 1                         |
| <input type="checkbox"/> | 2        | 026.040100.000            | MAINSHAFT WITH BUSH 1                  |
| <input type="checkbox"/> | 3        | 12.95610.000              | BALL BEARING (6205) C3 1               |
| <input type="checkbox"/> | 4        | 12.95605.000              | BALL BEARING (6203) JR2 C3 1           |
| <input type="checkbox"/> | 5        | 006.040150.000            | 5° GEAR MAINSHAFT 1                    |
| <input type="checkbox"/> | 6        | 11.22855.000              | NEEDLE BEARING K 22.26.13 TN (SPLIT) 2 |
| <input type="checkbox"/> | 7        | 006.040310.000            | THRUST WASHER 26.32.1,5 1              |
| <input type="checkbox"/> | 8        | 28.25520.000              | CIRCLIP 2                              |
| <input type="checkbox"/> | 9        | 006.040300.000            | THRUST WASHER 23.32.1,5 1              |
| <input type="checkbox"/> | 10       | 006.040130.000            | 3°/4° GEAR MAINSHAFT 1                 |
| <input type="checkbox"/> | 11       | 006.040160.000            | 6° GEAR MAINSHAFT 1                    |
| <input type="checkbox"/> | 12       | 006.040120.000            | 2° GEAR MAINSHAFT 1                    |
| <input type="checkbox"/> | 13       | 006.040320.000            | THRUST WASHER 17.30.1 1                |



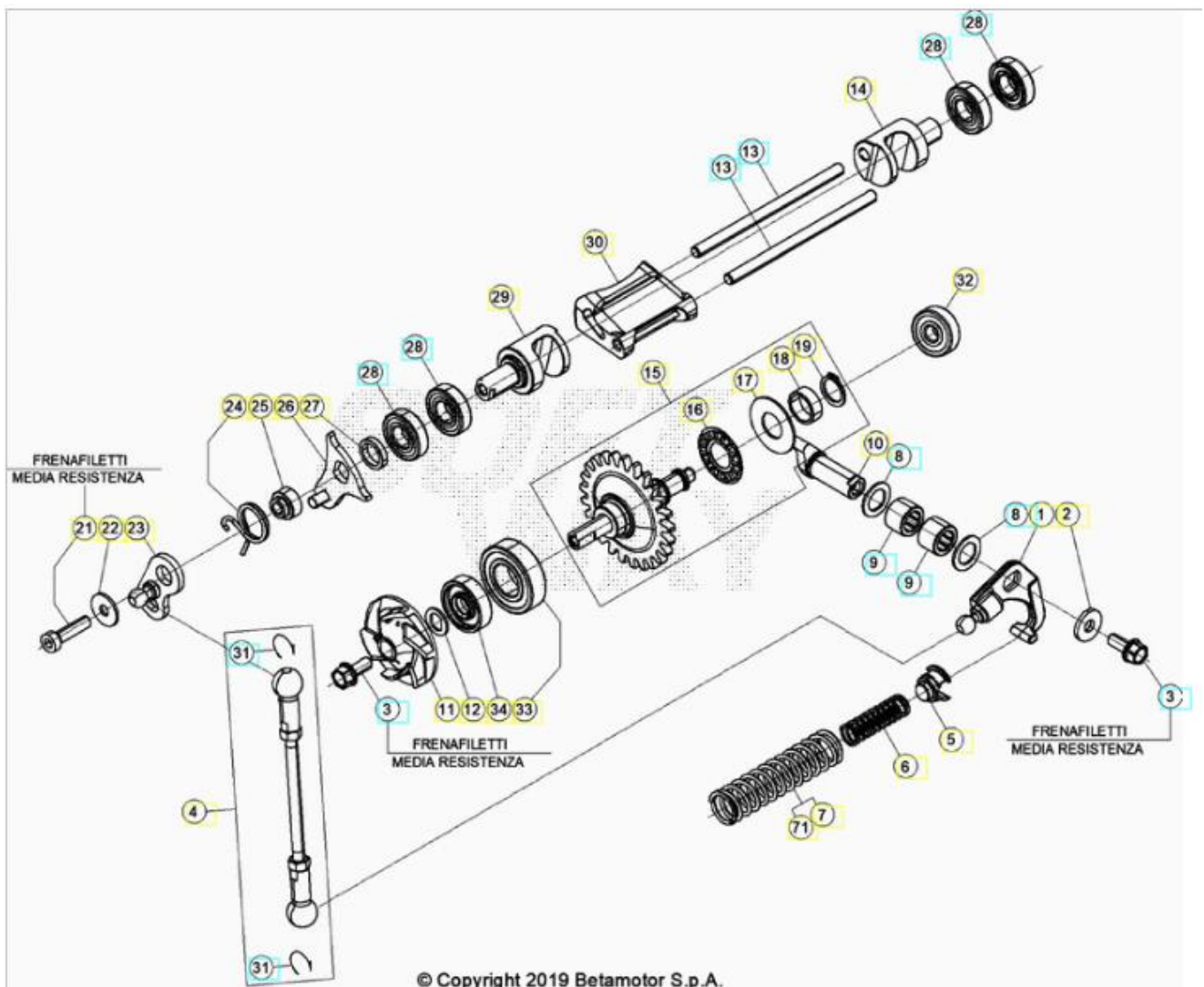
| REF. NO.                 | PART NO. | GEAR SHIFT CONTROL DESCRIPTION | 300 RR 2T               |   |
|--------------------------|----------|--------------------------------|-------------------------|---|
| <input type="checkbox"/> | 1        | 026.050028.000                 | GEAR SHIFT LEVER        | 1 |
| <input type="checkbox"/> | 2        | 11.50010.000                   | BOLT 6.25               | 1 |
| <input type="checkbox"/> | 3        | 10.52012.000                   | OIL SEAL 14.24.6 B1SL   | 1 |
| <input type="checkbox"/> | 4        | 11.22320.000                   | NEEDLE BEARING HK1414RS | 2 |
| <input type="checkbox"/> | 5        | 27.63020.000                   | WASHER 14.30.1          | 1 |
| <input type="checkbox"/> | 6        | 006.050170.000                 | GEAR BOX RETURN SPRING  | 1 |
| <input type="checkbox"/> | 7        | 16.92911.000                   | SPRING GUIDE            | 1 |
| <input type="checkbox"/> | 8        | 006.050160.000                 | SHIFT SHAFT CPL.        | 1 |
| <input type="checkbox"/> | 9        | 006.050148.000                 | SHIFT SHAFT CPL.        | 1 |
| <input type="checkbox"/> | 11       | 006.050200.000                 | FORK 1/4 GEAR           | 2 |
| <input type="checkbox"/> | 12       | 026.050250.000                 | SPINDLE FORK            | 2 |
| <input type="checkbox"/> | 13       | 006.050270.000                 | BUSHING 6.8.5,2         | 3 |
| <input type="checkbox"/> | 14       | 006.050210.000                 | FORK 5/6 GEAR           | 1 |
| <input type="checkbox"/> | 15       | 026.050108.000                 | SHIFT SHAFT CPL.        | 1 |
| <input type="checkbox"/> | 16       | 22.39591.000                   | LEVER SPRING            | 1 |
| <input type="checkbox"/> | 17       | 029.050540.000                 | SPACER                  | 1 |
| <input type="checkbox"/> | 18       | 026.050508.000                 | LEVER                   | 1 |
| <input type="checkbox"/> | 19       | 27.42000.100                   | WASHER 6.20.1,0         | 2 |

|                          |    |                |                                     |   |
|--------------------------|----|----------------|-------------------------------------|---|
| <input type="checkbox"/> | 20 | 11.49070.000   | BOLT 6.20                           | 1 |
| <input type="checkbox"/> | 21 | 31.45000.000   | SCREW 6.30                          | 1 |
| <input type="checkbox"/> | 22 | 029.050018.000 | DETENT CAM                          | 1 |
| <input type="checkbox"/> | 23 | 12.93405.000   | BALL BEARING 61805.2RS1             | 1 |
| <input type="checkbox"/> | 24 | 026.050300.000 | GEAR CAM                            | 1 |
| <input type="checkbox"/> | 25 | 12.93840.000   | BALL BEARING 15.28.7                | 1 |
| <input type="checkbox"/> | 26 | 31.30084.000   | COUNTERSUNK SCREW M5X8<br>"TORX 25" | 1 |



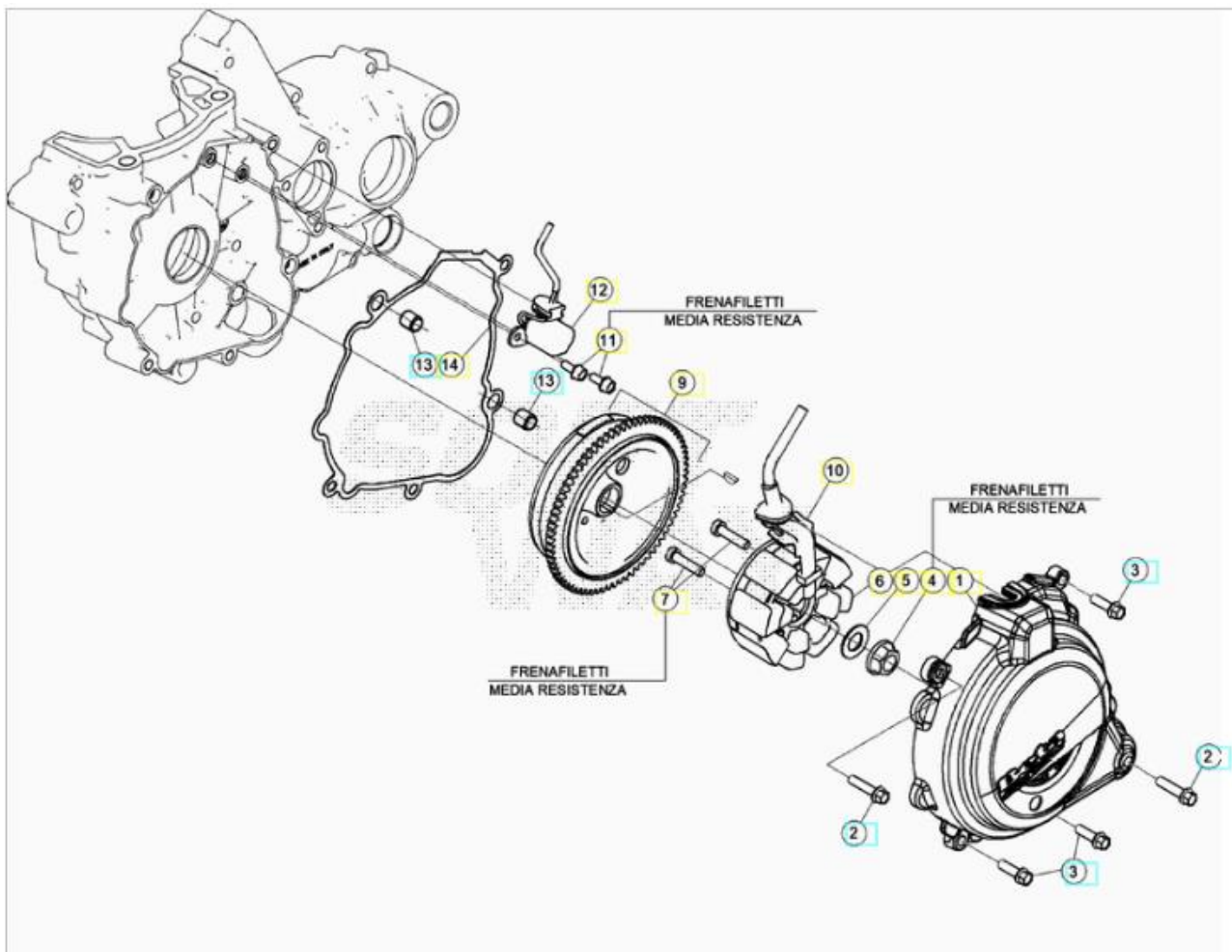
| REF. NO.                 | PART NO. | ELECTRIC STARTER DESCRIPTION | 300 RR 2T               |   |
|--------------------------|----------|------------------------------|-------------------------|---|
| <input type="checkbox"/> | 1        | 026.070008.000               | E.STARTER               | 1 |
| <input type="checkbox"/> | 2        | 36.25056.000                 | O RING 25,00X3,00 NBR70 | 1 |
| <input type="checkbox"/> | 3        | 11.50010.000                 | BOLT 6.25               | 1 |
| <input type="checkbox"/> | 4        | 026.070100.000               | CONTACT TAG, BENDIX     | 1 |
| <input type="checkbox"/> | 5        | C03020010000                 | BUSH 8X10X8             | 2 |





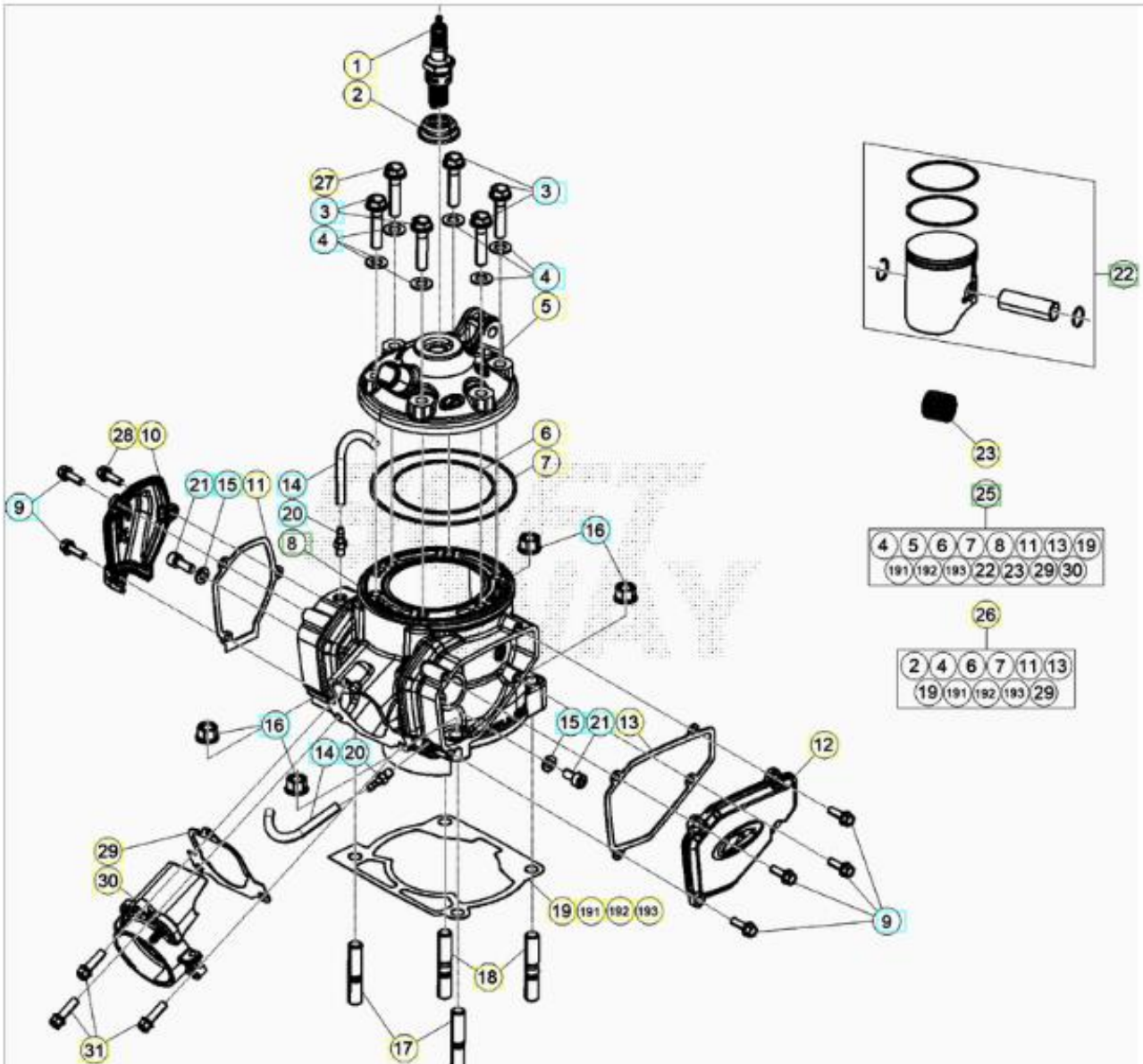
| REF. NO.                 | PART NO. | ROCKER ARM ASSY. DESCRIPTION | 300 RR 2T                  |   |
|--------------------------|----------|------------------------------|----------------------------|---|
| <input type="checkbox"/> | 1        | 026.090138.000               | ROCKER ARM ASSY            | 1 |
| <input type="checkbox"/> | 2        | C16020010000                 | WASHER 5.15.2 DIN 7349     | 1 |
| <input type="checkbox"/> | 3        | 11.46251.000                 | BOLT 5,12                  | 2 |
| <input type="checkbox"/> | 4        | 026.090158.000               | VALVE CONTROL ROD          | 1 |
| <input type="checkbox"/> | 5        | 026.090170.000               | SPRING GUIDE               | 1 |
| <input type="checkbox"/> | 6        | 026.090180.000               | SPRING                     | 1 |
| <input type="checkbox"/> | 7        | 026.090220.000               | ADJUSTING SPRING           | 1 |
| <input type="checkbox"/> | 8        | C19040010000                 | WASHER 16X10X1             | 2 |
| <input type="checkbox"/> | 9        | 11.22100.000                 | NEEDLE BEARING 10.14.10    | 2 |
| <input type="checkbox"/> | 10       | 026.090110.000               | CONTROL LEVER              | 1 |
| <input type="checkbox"/> | 11       | 006.090000.000               | IMPELLER WATER PUMP        | 1 |
| <input type="checkbox"/> | 12       | 006.090120.000               | WASHER WATER PUMP          | 1 |
| <input type="checkbox"/> | 13       | 026.090310.000               | EXHAUST VALVE PIN          | 2 |
| <input type="checkbox"/> | 14       | 026.090400.000               | BOOSTER VALVE, LEFT        | 1 |
| <input type="checkbox"/> | 15       | 026.090058.000               | CENTRIFUGAL UNIT           | 1 |
| <input type="checkbox"/> | 16       | 16.11512.000                 | AXIAL NEEDLE BEARING 12.26 | 1 |
| <input type="checkbox"/> | 17       | 27.56400.000                 | WASHER AS1226              | 1 |

|                          |    |                |                        |   |
|--------------------------|----|----------------|------------------------|---|
| <input type="checkbox"/> | 18 | 026.090030.000 | SPACER                 | 1 |
| <input type="checkbox"/> | 19 | 28.22760.000   | SEEGER A12 DIN 471     | 1 |
| <input type="checkbox"/> | 21 | 31.30015.000   | SCREW 5.20             | 1 |
| <input type="checkbox"/> | 22 | 27.36500.000   | WASHER 5.15            | 1 |
| <input type="checkbox"/> | 23 | 026.090428.500 | OPERATING LEVER        | 1 |
| <input type="checkbox"/> | 24 | 026.090460.000 | SPRING                 | 1 |
| <input type="checkbox"/> | 25 | 026.090440.000 | SPACER                 | 1 |
| <input type="checkbox"/> | 26 | 026.090438.500 | TRAVEL LIMIT LEVER     | 1 |
| <input type="checkbox"/> | 27 | 026.090470.000 | SPACER                 | 1 |
| <input type="checkbox"/> | 28 | 12.93410.000   | BEARING 10.22.6. 2RS1  | 4 |
| <input type="checkbox"/> | 29 | 026.090410.000 | BOOSTER VALVE, RIGHT   | 1 |
| <input type="checkbox"/> | 30 | 026.090490.000 | EXHAUST VALVE, 300CC   | 1 |
| <input type="checkbox"/> | 31 | C21310010000   | LOCKING SPRING         | 2 |
| <input type="checkbox"/> | 32 | 12.93387.000   | BALL BEARING 6.19.6    | 1 |
| <input type="checkbox"/> | 33 | C06010010000   | BEARING 15X32X9        | 1 |
| <input type="checkbox"/> | 34 | 10.43720.000   | OIL SEAL               | 1 |
| <input type="checkbox"/> | 71 | 026.090190.000 | ADJUSTING SPRING 300CC | 1 |






































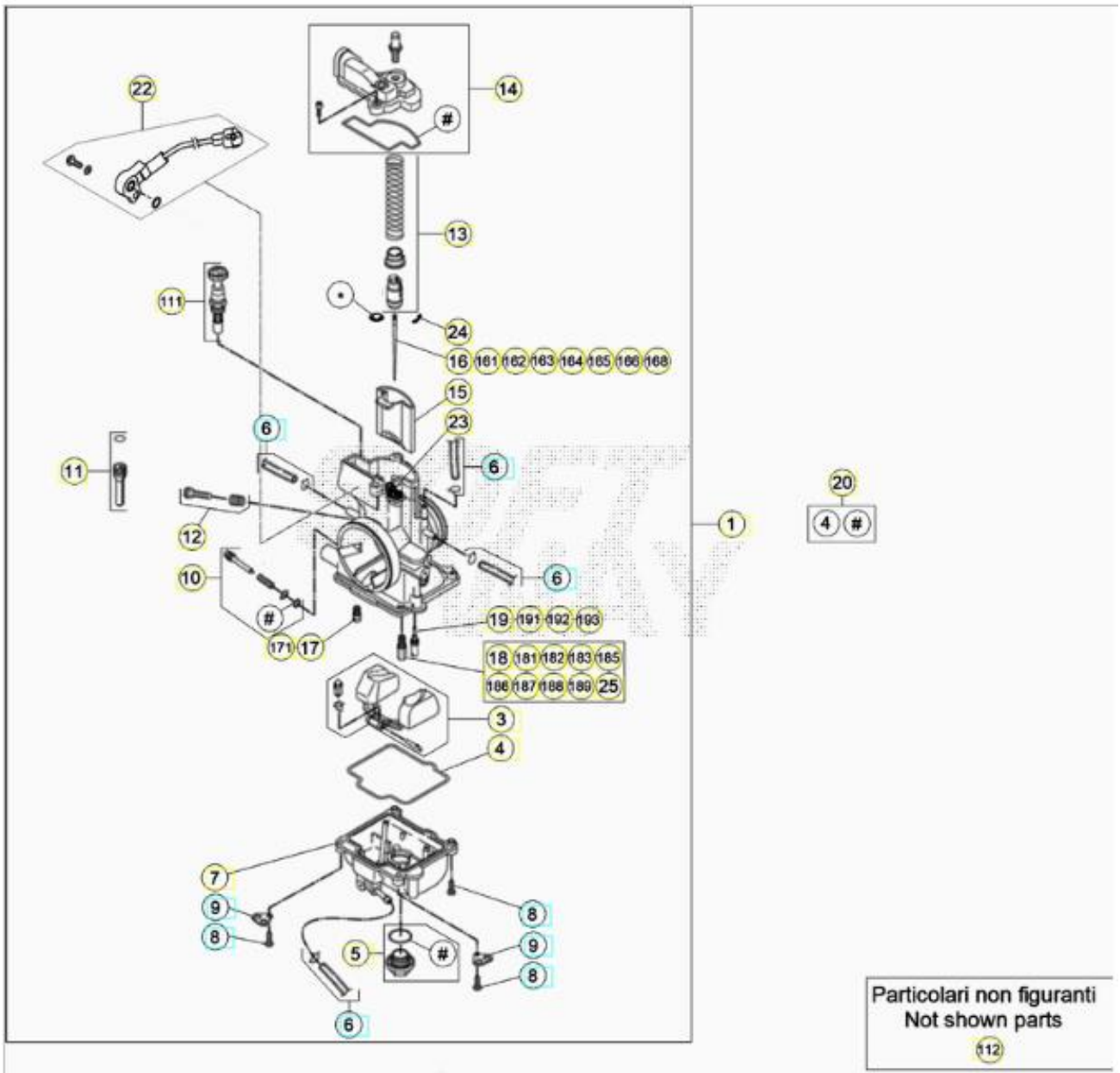
| REF. NO.                 | PART NO. | FLYWHEEL W/ COVER DESCRIPTION | 300 RR 2T                      |
|--------------------------|----------|-------------------------------|--------------------------------|
| <input type="checkbox"/> | 1        | 026.010518.052                | FLYWHEEL COVER . COMPLETE RR2T |

|  |    |                |                              |   |
|--|----|----------------|------------------------------|---|
|  | 2  | 11.50010.000   | BOLT 6.25                    | 2 |
|  | 3  | 11.49070.000   | BOLT 6.20                    | 2 |
|  | 4  | 13.25010.000   | NUT, MAGNETO SPECIAL         | 1 |
|  | 5  | 27.74810.000   | SPRING WASHER DIN137 B12 FST | 1 |
|  | 6  | 026.100050.000 | GENERATOR                    | 1 |
|  | 7  | 31.48507.000   | SCREW 6.25                   | 1 |
|  | 9  | 026.100018.500 | FLYWHEEL ROTOR               | 1 |
|  | 10 | 006.010540.000 | CABLE RETAINING PLATE        | 1 |
|  | 11 | 11.46251.000   | BOLT 5,12                    | 1 |
|  | 12 | 026.100060.000 | PICKUP                       | 1 |
|  | 13 | 16.36500.000   | DOWEL 9.10                   | 2 |
|  | 14 | 026.010530.000 | GASKET, IGNITION COVER       | 1 |



| REF. NO. | PART NO. | CYLINDER ASSY DESCRIPTION | 300 RR 2T         |   |
|----------|----------|---------------------------|-------------------|---|
|          | 1        | 12.25220.000              | SPARK PLUG BR7ES  | 1 |
|          | 2        | 026.100120.000            | SPARK PLUG GASKET | 2 |

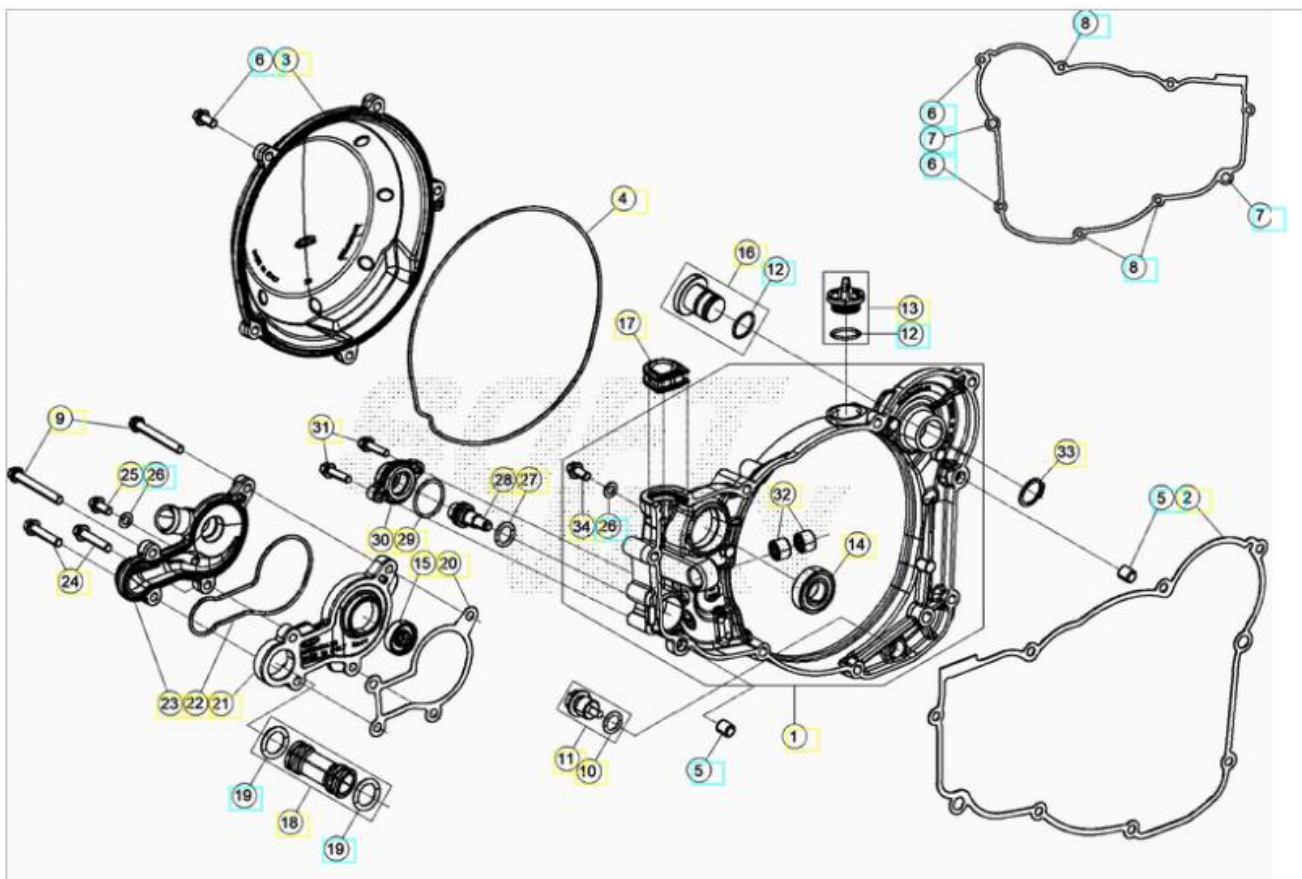
|   |     |                |  |   |
|---|-----|----------------|--|---|
|     | 3   | 026.110110.000 | FLANGE BOLT 8X35                       | 2 |
|    | 4   | 026.110100.000 | WASHER 8.16.1                          | 4 |
|    | 5   | 026.110188.052 | CYLINDER HEAD, 300CC                   | 2 |
|    | 6   | 10.66973.000   | OIL SEAL 78.2 VITON                    | 3 |
|    | 7   | 10.66978.000   | OIL SEAL 105.2 VITON                   | 3 |
|    | 8   | 026.110300.00A | CYLINDER, 300CC A                      | 2 |
|    | 8   | 026.110300.00B | CYLINDER, 300CC B                      | 2 |
|    | 9   | 11.46360.000   | BOLT 5,16                              | 2 |
|    | 10  | 026.110022.000 | RIGHT VALVE HEAD COVER                 | 1 |
|    | 11  | 026.110030.000 | RIGHT VALVE COVER GASKET               | 3 |
|    | 12  | 026.110040.052 | LEFT VALVE HEAD COVER                  | 1 |
|    | 13  | 026.110050.000 | LEFT VALVE COVER GASKET                | 3 |
|    | 14  | 026.110120.000 | TUBE                                   | 2 |
|    | 15  | 27.40500.000   | WASHER 6.12.1,6 DIN 125                | 2 |
|    | 16  | 13.20210.000   | NUT, 10.1,25                           | 2 |
|    | 17  | C24760010000   | STUD M10X30X1,25                       | 1 |
|   | 18  | C24760020000   | STUD M10X35X1,25                       | 1 |
|  | 19  | 026.110250.000 | CYL BASE GASKET .3MM                   | 3 |
|  | 20  | 29.00280.000   | PLUG FOR HEAD RS 4T USA                | 2 |
|  | 21  | 31.31050.000   | SCREW 6.15                             | 2 |
|  | 22  | 026.020338.00A | PISTON KIT 300CC, A                    | 2 |
|  | 22  | 026.020338.00B | PISTON KIT 300CC, B                    | 2 |
|  | 22  | 026.020338.00C | PISTON KIT 300CC, C                    | 2 |
|  | 23  | 16.16710.000   | NEEDLE BEARING 18.22.20                | 2 |
|  | 25  | 026.110428.20A | GASKET KIT ORDER PARTS<br>INDIVIDUALLY | 1 |
|  | 25  | 026.110428.20B | GASKET KIT ORDER PARTS<br>INDIVIDUALLY | 1 |
|  | 26  | 026.110408.200 | GASKET KIT                             | 1 |
|  | 27  | 026.110370.000 | TAB SCREW                              | 1 |
|  | 28  | 026.110360.000 | TAB SCREW                              | 1 |
|  | 29  | 026.110380.000 | FLANGE GASKET                          | 3 |
|  | 30  | 026.110320.000 | EXHAUST FLANGE                         | 2 |
|  | 31  | 11.49070.000   | BOLT 6.20                              | 1 |
|  | 191 | 026.110260.000 | CYL BASE GASKET .4MM                   | 3 |
|  | 192 | 026.110270.000 | CYL BASE GASKET .5MM                   | 3 |
|  | 193 | 026.110280.000 | CYL BASE GASKET .6MM                   | 3 |



| REF. NO.                 | PART NO. | CARBURETTOR COMPONENTS DESCRIPTION | 300 RR 2T                |   |
|--------------------------|----------|------------------------------------|--------------------------|---|
| <input type="checkbox"/> | 1        | 026.120598.200                     | CARBURETOR               | 1 |
| <input type="checkbox"/> | 3        | 026.120098.000                     | FLOAT ASSEMBLY           | 1 |
| <input type="checkbox"/> | 4        | 026.120110.000                     | FLOAT CHAMBER GASKET     | 2 |
| <input type="checkbox"/> | 5        | 026.121068.000                     | CAP DRAIN ASSY           | 1 |
| <input type="checkbox"/> | 6        | 026.120450.000                     | KIT, TUBE                | 4 |
| <input type="checkbox"/> | 7        | 026.121070.000                     | CHAMBER ASSY             | 1 |
| <input type="checkbox"/> | 8        | 026.120160.000                     | SCREW M4X16              | 3 |
| <input type="checkbox"/> | 9        | 026.120240.000                     | PLATE                    | 2 |
| <input type="checkbox"/> | 10       | 026.120288.000                     | ADJUSTING SCREW KIT      | 1 |
| <input type="checkbox"/> | 11       | 026.120068.000                     | SLIDE STOP ASSY          | 1 |
| <input type="checkbox"/> | 12       | 026.120328.000                     | ADJUSTING SCREW ASSEMBLY | 1 |
| <input type="checkbox"/> | 13       | 026.120378.000                     | CARB SPRING              | 1 |
| <input type="checkbox"/> | 14       | 026.120600.000                     | CARB COVER               | 1 |
| <input type="checkbox"/> | 15       | 026.121050.000                     | CARB VALVE               | 1 |

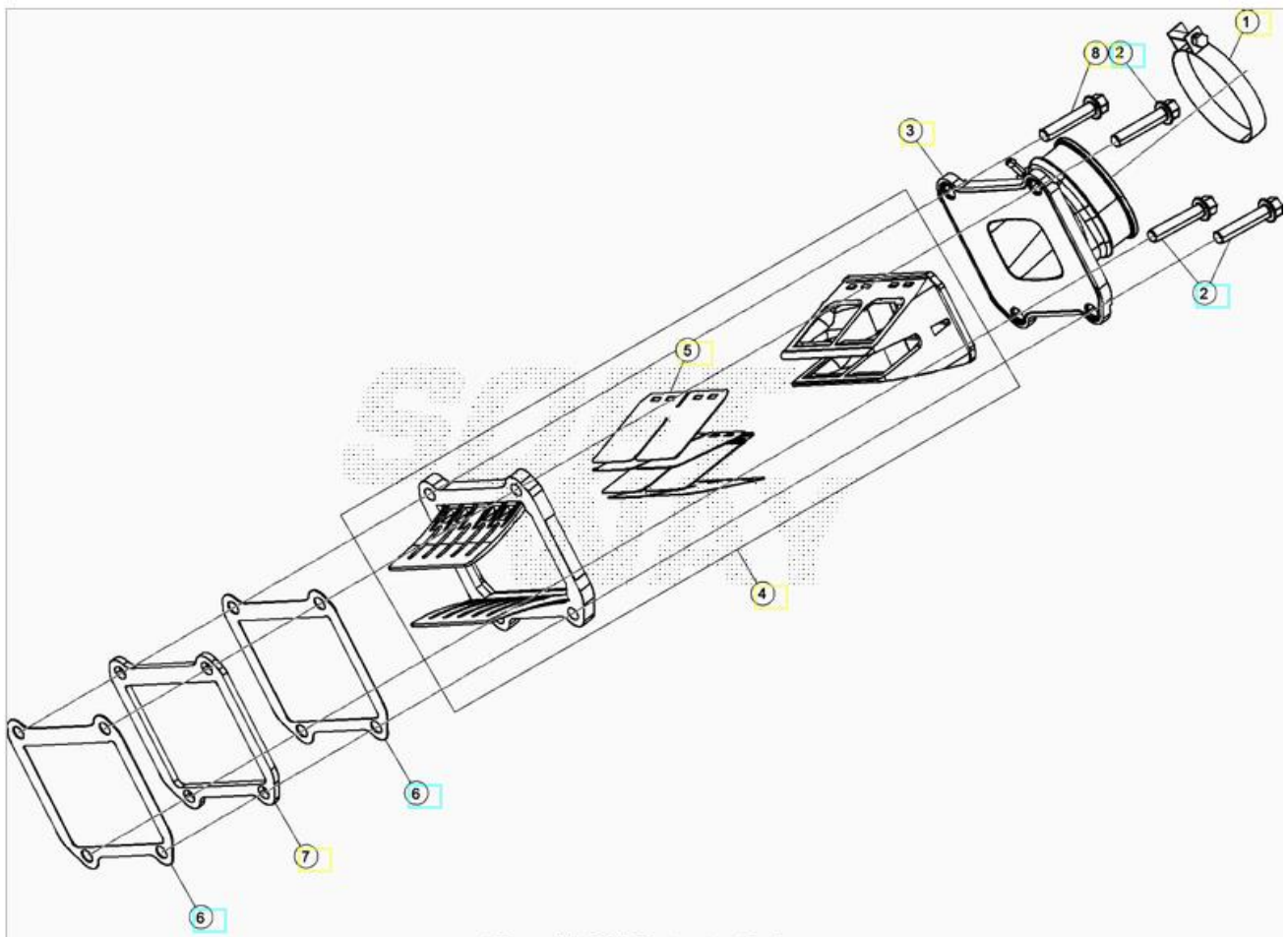


|  |     |                |                          |   |
|--|-----|----------------|--------------------------|---|
|  | 16  | 026.120190.000 | JET NEEDLE KEIHIN N2ZJ   | 1 |
|  | 17  | 026.120460.000 | STARTER JET 85 KEIHINJ   | 1 |
|  | 18  | 16.42304.000   | JET 118 KEIHIN           | 1 |
|  | 19  | 16.42357.000   | PILOT JET SIZE 35        | 1 |
|  | 20  | 026.120440.000 | PACKINGS KIT             | 1 |
|  | 22  | 036.120040.000 | TPS                      | 1 |
|  | 23  | 25.57912.000   | RETAINING PLATE          | 1 |
|  | 24  | 12.54242.000   | CLIP, JET NEEDLE         | 1 |
|  | 25  | 16.42311.000   | JET 130 KEIHIN           | 1 |
|  | 111 | 026.120080.000 | STARTER PISTON           | 1 |
|  | 112 | 026.120578.200 | CARBURETOR               | 1 |
|  | 161 | 026.120180.000 | JET NEEDLE KEIHIN N2ZW   | 1 |
|  | 162 | 026.120200.000 | JET NEEDLE KEIHIN N2ZK   | 1 |
|  | 163 | 026.120170.000 | JET NEEDLE KEIHIN N84K   | 1 |
|  | 164 | 026.120210.000 | JET NEEDLE KEIHIN N2ZH   | 1 |
|  | 165 | 026.120220.000 | JET NEEDLE KEIHIN NOZK   | 1 |
|  | 166 | 026.120230.000 | JET NEEDLE KEIHIN NOZJ   | 1 |
|  | 168 | 035.120170.000 | JET NEEDLE KEIHIN        | 1 |
|  | 171 | 026.120050.000 | STARTER JET 50 KEIHINJ   | 1 |
|  | 181 | 36.25104.000   | MAIN JET 155 KEIHIN      | 1 |
|  | 182 | 36.25105.000   | MAIN JET 158 KEIHIN      | 1 |
|  | 183 | 36.25106.000   | MAIN JET 160 KEIHIN      | 1 |
|  | 186 | 36.25109.000   | MAIN JET 168 KEIHIN      | 1 |
|  | 187 | 36.25110.000   | MAIN JET 170 KEIHIN      | 1 |
|  | 188 | 36.25111.000   | MAIN JET 172 KEIHIN      | 1 |
|  | 189 | 36.25112.000   | MAIN JET 175 KEIHIN      | 1 |
|  | 191 | 16.42355.000   | MIN JET 38 VHST 26 CARB. | 1 |
|  | 193 | 16.42347.000   | PILOT JET SIZE 42        | 1 |



| REF. NO.                 | PART NO. | CLUTCH COVER DESCRIPTION | 300 RR 2T                          |   |
|--------------------------|----------|--------------------------|------------------------------------|---|
| <input type="checkbox"/> | 1        | 026.010298.052           | CLUTCH COVER                       | 1 |
| <input type="checkbox"/> | 2        | 026.010050.000           | GASKET, CLUTCH COVER INNER         | 1 |
| <input type="checkbox"/> | 3        | 026.010188.052           | OUTER CLUTCH COVER                 | 1 |
| <input type="checkbox"/> | 4        | 026.010410.000           | OUTER CLUTCH COVER GASKET (SPECIAL | 1 |
| <input type="checkbox"/> | 5        | 16.36500.000             | DOWEL 9.10                         | 2 |
| <input type="checkbox"/> | 6        | 11.49070.000             | BOLT 6.20                          | 3 |
| <input type="checkbox"/> | 7        | 11.50300.000             | BOLT 6.30 RS CH8                   | 2 |
| <input type="checkbox"/> | 8        | 11.05535.000             | BOLT 6.50 RS CH8                   | 2 |
| <input type="checkbox"/> | 9        | 11.05485.000             | BOLT 6.60                          | 1 |
| <input type="checkbox"/> | 10       | 10.66164.000             | O.RING, 11.2 NBR 70SH              | 1 |
| <input type="checkbox"/> | 11       | 006.081528.000           | MAGNET SCREW M14X1,5               | 1 |
| <input type="checkbox"/> | 12       | 10.66321.000             | OIL SEAL                           | 2 |
| <input type="checkbox"/> | 13       | 026.010198.059           | OIL FILLER CAP                     | 1 |
| <input type="checkbox"/> | 14       | C06010010000             | BEARING 15X32X9                    | 1 |
| <input type="checkbox"/> | 15       | 10.43720.000             | OIL SEAL                           | 1 |
| <input type="checkbox"/> | 16       | 037.010178.059           | CAP                                | 1 |
| <input type="checkbox"/> | 17       | 026.010318.000           | SEALING EXHAUST VALVE COVER        | 1 |
| <input type="checkbox"/> | 18       | 026.010378.000           | WATER PIPE, COMPLETE               | 1 |
| <input type="checkbox"/> | 19       | C02060520000             | O.RING 17.96X2.62                  | 2 |
| <input type="checkbox"/> | 20       | 026.010360.000           | GASKET, WATERPUMP BODY             | 1 |

|                          |    |                |                         |   |
|--------------------------|----|----------------|-------------------------|---|
| <input type="checkbox"/> | 21 | 026.010340.000 | WATERPUMP BODY          | 1 |
| <input type="checkbox"/> | 22 | 026.010350.000 | GASKET, WATER PUMP      | 1 |
| <input type="checkbox"/> | 23 | 026.010330.000 | WATER PUMP COVER        | 1 |
| <input type="checkbox"/> | 24 | 11.50300.000   | BOLT 6.30 RS CH8        | 1 |
| <input type="checkbox"/> | 25 | 11.47015.000   | BOLT 6.12 RS CH8        | 2 |
| <input type="checkbox"/> | 26 | 27.40495.000   | WASHER 6.11.0,8         | 2 |
| <input type="checkbox"/> | 27 | 10.66296.000   | O.RING 12,37,2,62 NBR70 | 1 |
| <input type="checkbox"/> | 28 | 026.090234.200 | ADJUSTABLE SPRING GUIDE | 1 |
| <input type="checkbox"/> | 29 | 10.66540.000   | O.RING 24.2 NBR70       | 1 |
| <input type="checkbox"/> | 30 | 026.090250.000 | COVER                   | 1 |
| <input type="checkbox"/> | 31 | 11.46401.000   | BOLT 5.20 RS CH8        | 1 |
| <input type="checkbox"/> | 32 | 11.22100.000   | NEEDLE BEARING 10.14.10 | 1 |
| <input type="checkbox"/> | 33 | 33.00070.000   | SEEGER D.19             | 1 |



| REF. NO.                 | PART NO. | REED VALVE DESCRIPTION | 300 RR 2T        |   |
|--------------------------|----------|------------------------|------------------|---|
| <input type="checkbox"/> | 1        | 15.14275.000           | CLAMP, 52/12     | 1 |
| <input type="checkbox"/> | 2        | 11.50300.000           | BOLT 6.30 RS CH8 | 2 |
| <input type="checkbox"/> | 3        | 036.010058.200         | CARB INTAKE BOOT | 1 |
| <input type="checkbox"/> | 4        | 026.010078.000         | REED VALVE       | 1 |
| <input type="checkbox"/> | 5        | 026.010090.000         | REED KIT         | 1 |
| <input type="checkbox"/> | 6        | 026.010100.000         | VALVE GASKET     | 2 |



7

026.010084.252

REED VALVE SPACER 1

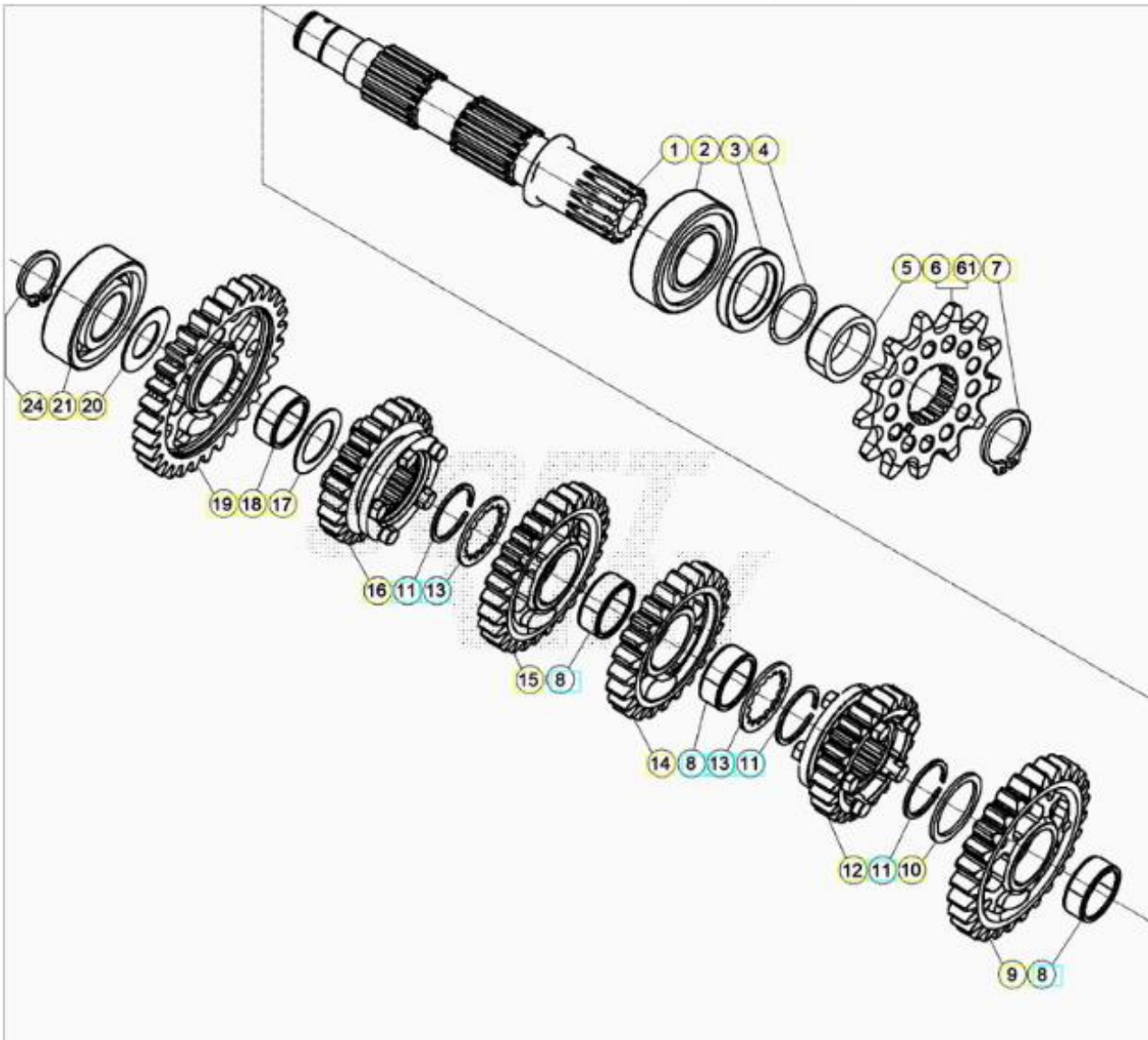


8

026.110340.000

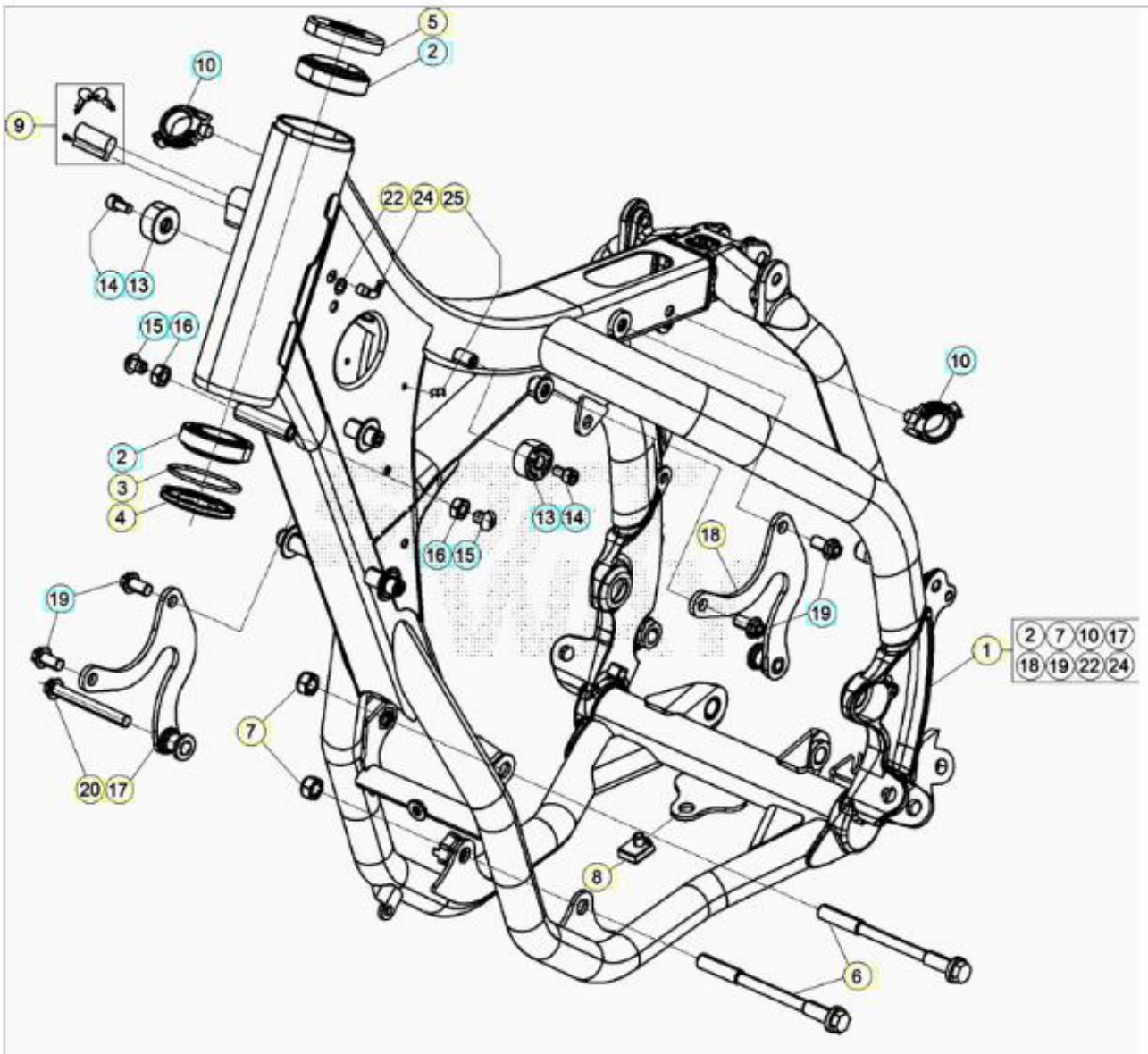
TAB SCREW

1



| REF. NO.                 | PART NO. | COUNTERSHAFT DESCRIPTION | 300 RR 2T                            |   |
|--------------------------|----------|--------------------------|--------------------------------------|---|
| <input type="checkbox"/> | 1        | 026.040200.000           | COUNTERSHAFT                         | 1 |
| <input type="checkbox"/> | 2        | 12.99710.000             | ROLLER BEARING NJ205                 | 1 |
| <input type="checkbox"/> | 3        | 10.66020.000             | OIL SEAL 32.45.7 BSL                 | 1 |
| <input type="checkbox"/> | 4        | 10.66540.000             | O.RING 24.2 NBR70                    | 1 |
| <input type="checkbox"/> | 5        | 006.040400.000           | DISTANCE BUSH                        | 1 |
| <input type="checkbox"/> | 6        | 006.040510.000           | FR. SPROCKET 14T, RR/RS              | 1 |
| <input type="checkbox"/> | 7        | 28.25530.000             | SEEGER AS 25X2 DIN 471               | 1 |
| <input type="checkbox"/> | 8        | 11.22845.000             | NEEDLE BEARING K 20.24.10 (SPLITTED) | 3 |
| <input type="checkbox"/> | 9        | 006.040220.000           | 2° GEAR COUNTERSHAFT                 | 1 |
| <input type="checkbox"/> | 10       | 006.040310.000           | THRUST WASHER 26.32.1,5              | 1 |
| <input type="checkbox"/> | 11       | 28.25520.000             | CIRCLIP                              | 3 |
| <input type="checkbox"/> | 12       | 006.040260.000           | 6° GEAR COUNTERSHAFT                 | 1 |
| <input type="checkbox"/> | 13       | 006.040300.000           | THRUST WASHER 23.32.1,5              | 2 |

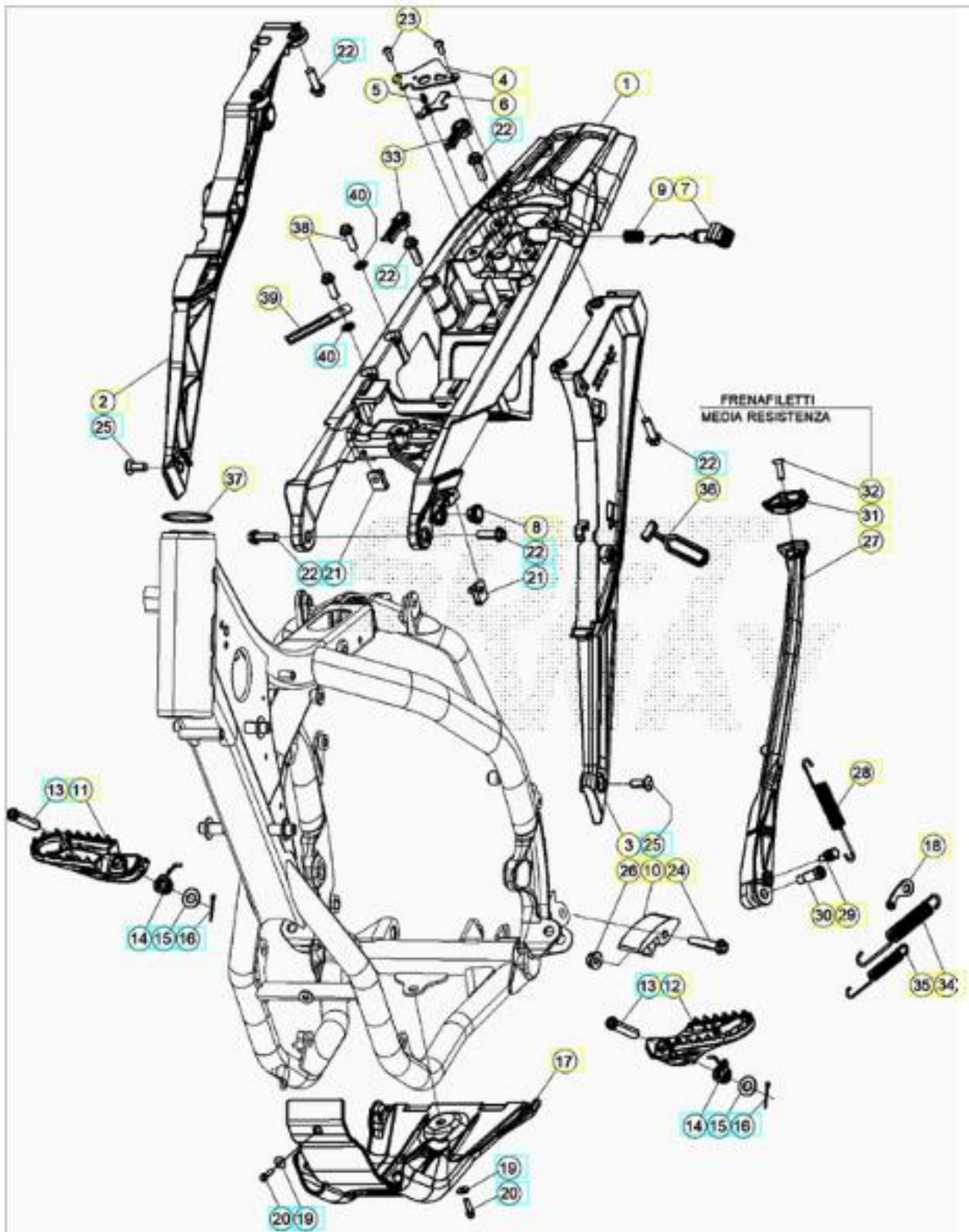
|                          |    |                |                            |   |
|--------------------------|----|----------------|----------------------------|---|
| <input type="checkbox"/> | 14 | 006.040240.000 | 4° GEAR COUNTERSHAFT       | 1 |
| <input type="checkbox"/> | 15 | 006.040230.000 | 3° GEAR COUNTERSHAFT       | 1 |
| <input type="checkbox"/> | 16 | 006.040250.000 | 5° GEAR COUNTERSHAFT       | 1 |
| <input type="checkbox"/> | 17 | 006.040330.000 | THRUST WASHER 20.30.1      | 1 |
| <input type="checkbox"/> | 18 | 11.22835.000   | NEEDLE BEARING K 20.24.10  | 1 |
| <input type="checkbox"/> | 19 | 006.040210.000 | 1° GEAR COUNTERSHAFT       | 1 |
| <input type="checkbox"/> | 20 | 006.040320.000 | THRUST WASHER 17.30.1      | 1 |
| <input type="checkbox"/> | 21 | 12.95605.000   | BALL BEARING (6203) JR2 C3 | 1 |
| <input type="checkbox"/> | 24 | C01230010000   | CHECK RING 17X1            | 1 |
| <input type="checkbox"/> | 61 | 006.040520.000 | FR. SPROCKET 15T, RR/RS    | 1 |































| REF. NO.                 | PART NO. | FRAME DESCRIPTION | 300 RR 2T                 |   |
|--------------------------|----------|-------------------|---------------------------|---|
| <input type="checkbox"/> | 1        | 040.310228.050    | FRAME, 2020               | 1 |
| <input type="checkbox"/> | 2        | 12.99510.000      | BEARING 29.50.15          | 3 |
| <input type="checkbox"/> | 3        | 10.66935.000      | O RING                    | 1 |
| <input type="checkbox"/> | 4        | 020.310390.000    | FRONT FORK RING, RR       | 1 |
| <input type="checkbox"/> | 5        | 031.310162.200    | PROTECTION, UPPER BEARING | 1 |

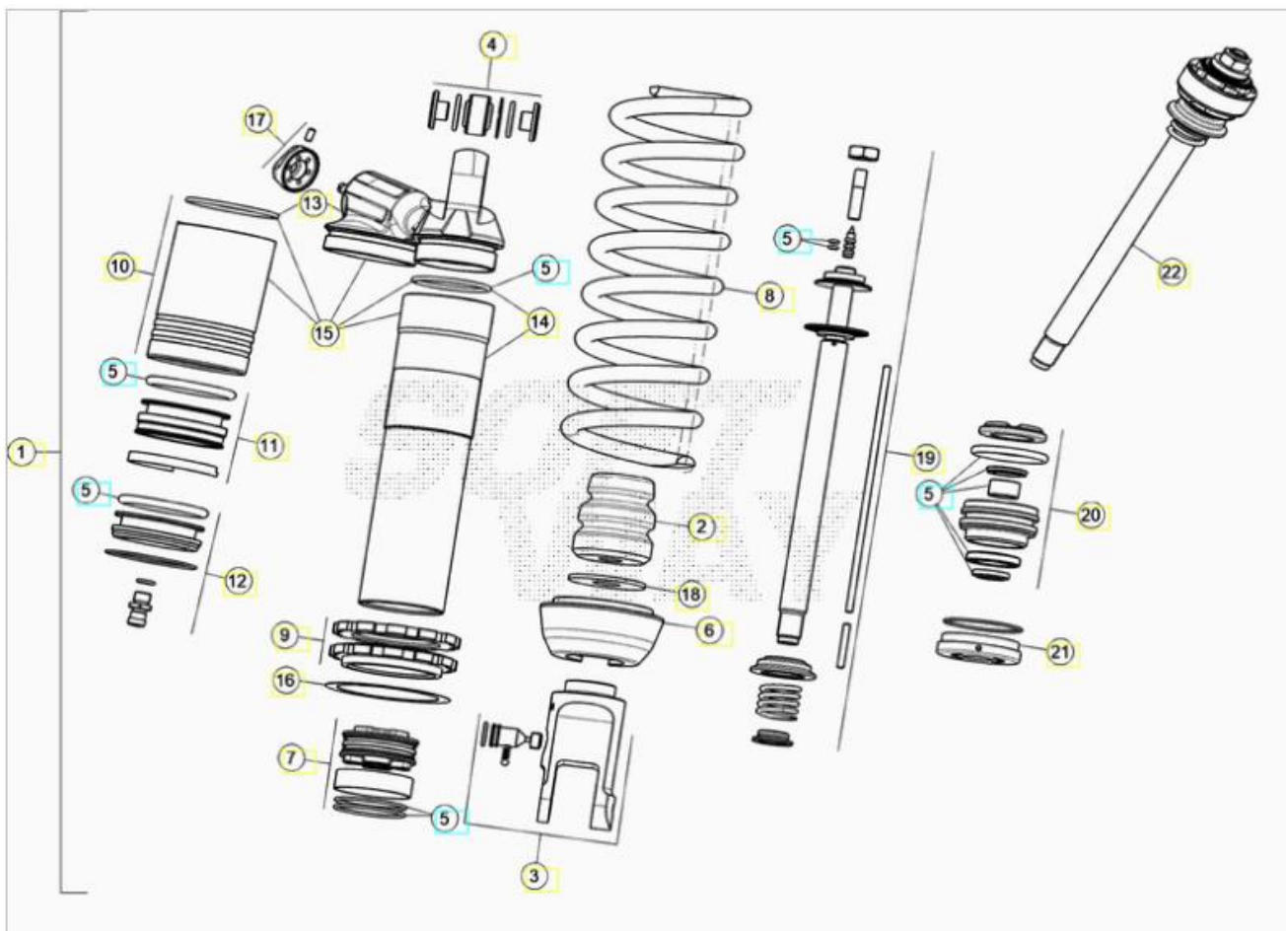


|   |    |                |  |   |
|---|----|----------------|--|---|
|     | 6  | 11.64607.000   | SPECIAL BOLT                           | 1 |
|    | 7  | 13.21060.000   | NUT, M10X1,25 H.8.5 14MM<br>SELF.LOCKI | 2 |
|    | 8  | 25.60311.000   | M6 SCREW PLATE                         | 1 |
|    | 9  | 037.310240.000 | STEERING LOCK PIN TUMBLER              | 1 |
|    | 10 | 037.370183.700 | FAIR LEAD                              | 1 |
|    | 10 | 25.24440.000   | FAIR LEAD                              | 1 |
|    | 10 | 25.24441.000   | FAIR LEAD D.15, RR 4T                  | 2 |
|    | 13 | 29.10310.000   | TANK RUBBER PAD TR34                   | 2 |
|    | 14 | 31.31050.000   | SCREW 6.15                             | 2 |
|    | 15 | 31.64060.000   | SCREW 8.16                             | 2 |
|    | 16 | 13.16000.000   | NUT 8.6                                | 2 |
|    | 17 | 040.320008.000 | FRAME BRACE, RH                        | 2 |
|    | 18 | 040.320015.000 | FRAME BRACE, LH                        | 2 |
|    | 19 | 11.54521.000   | BOLT 8.16 CH.10                        | 3 |
|    | 20 | C24310450000   | SCREW M8X65                            | 1 |
|    | 22 | 27.23473.000   | OIL BREATHER JOINT                     | 3 |
|   | 22 | 27.33741.000   | RIVET                                  | 1 |
|  | 25 | 25.24443.000   | FAIR LEAD, 6/6                         | 1 |



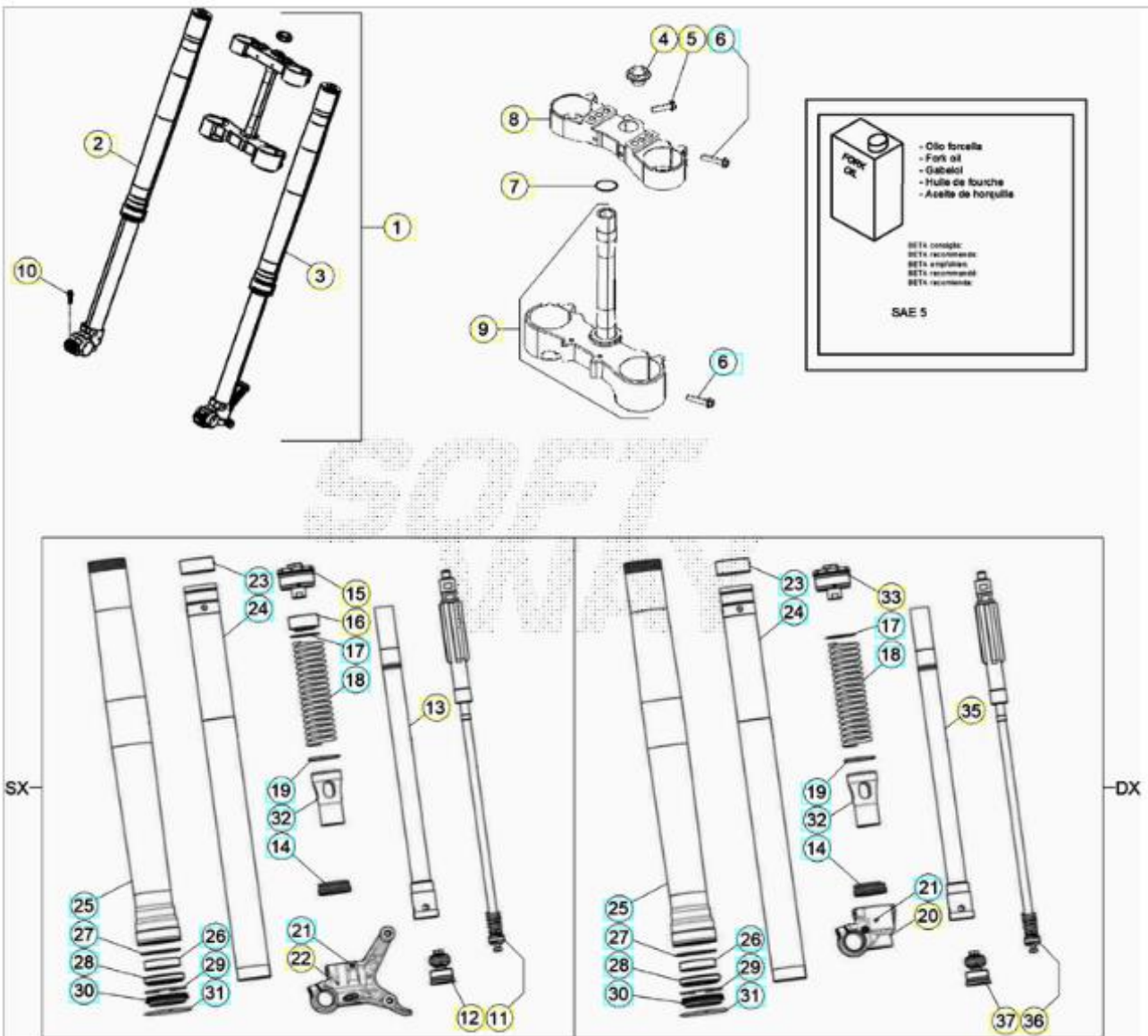
| REF. NO.                 | PART NO. | FRAME ACCESSORIES DESCRIPTION | 300 RR 2T               |   |
|--------------------------|----------|-------------------------------|-------------------------|---|
| <input type="checkbox"/> | 1        | 040.320358.059                | REAR FRAME              | 1 |
| <input type="checkbox"/> | 2        | 037.320338.759                | SUB FRAME . RIGHT       | 1 |
| <input type="checkbox"/> | 3        | 037.320348.759                | SUB FRAME . LEFT        | 1 |
| <input type="checkbox"/> | 4        | 020.320100.005                | SEAT LOCK FIXING PLATE  | 1 |
| <input type="checkbox"/> | 5        | 020.321120.000                | SEAT LOCK SPECIAL RIVET | 1 |
| <input type="checkbox"/> | 6        | 037.320135.000                | RETAINING PLATE         | 1 |
| <input type="checkbox"/> | 7        | 037.320148.759                | SEAT BUTTON             | 1 |

|   |    |                |                           |   |
|---|----|----------------|---------------------------|---|
|     | 8  | 037.380030.000 | INSERT 2T                 | 1 |
|    | 9  | 020.320160.000 | SEAT LOCK BUTTON SPRING   | 1 |
|    | 10 | 25.25601.000   | SLIDING BLOCK             | 1 |
|    | 11 | 037.320090.000 | FOOTPEG                   | 1 |
|    | 12 | 037.320080.000 | FOOTPEG                   | 1 |
|    | 13 | 25.54465.000   | PIVOT PIN, FOOTREST RR 4T | 2 |
|    | 14 | 037.320190.000 | SPRING                    | 2 |
|    | 15 | 031.320010.000 | WASHER 10.21.2            | 2 |
|    | 16 | 12.81993.000   | SPLIT PIN                 | 2 |
|    | 17 | 040.320050.059 | ENGINE GUARD BLACK RR 2T  | 1 |
|    | 18 | 037.320315.000 | STAND SPRING BRACKET      | 1 |
|    | 19 | 27.42000.000   | WASHER 6.18               | 2 |
|    | 20 | 11.49070.000   | BOLT 6.20                 | 2 |
|    | 21 | 25.60311.000   | M6 SCREW PLATE            | 2 |
|    | 22 | 31.64070.000   | SCREW 8.30                | 6 |
|    | 23 | 31.29810.000   | SCREW 5.12                | 1 |
|   | 24 | 11.55480.000   | BOLT 8.40                 | 1 |
|  | 25 | 007.320320.000 | SCREW TSBEI CH 6 M8X20    | 2 |
|  | 26 | 13.17120.000   | NUT M8                    | 1 |
|  | 27 | 037.320108.200 | KICKSTAND, 2020           | 1 |
|  | 28 | 037.320300.000 | SPRING                    | 1 |
|  | 29 | 11.66615.000   | SPECIAL BOLT              | 1 |
|  | 30 | 11.66614.000   | SPECIAL BOLT, RR 4T '08   | 1 |
|  | 31 | 037.320170.000 | INSERT                    | 1 |
|  | 32 | 31.34400.000   | SCREW 6.20                | 1 |
|  | 33 | 037.320270.000 | RUBBER PAD . KIT          | 1 |
|  | 34 | 037.320290.000 | SPRING                    | 1 |
|  | 35 | 037.320280.000 | SPRING                    | 1 |
|  | 36 | 16.34907.000   | STAND RUBBER, RR 4T       | 1 |
|  | 37 | 031.320070.000 | OIL SEAL                  | 1 |
|  | 38 | 11.50355.000   | BOLT 6.35 RS CH8          | 1 |
|  | 39 | 032.350490.000 | TIE WRAP                  | 1 |
|  | 40 | 27.40500.000   | WASHER 6.12.1,6 DIN 125   | 2 |



| REF. NO.                 | PART NO. | REAR SHOCK ABSORBER DESCRIPTION | 300 RR 2T                       |
|--------------------------|----------|---------------------------------|---------------------------------|
| <input type="checkbox"/> | 1        | 040.330008.000                  | SHOCK ABSORBER RR 2T 1          |
| <input type="checkbox"/> | 2        | 037.330090.000                  | SHOCK ABSORBER BUMPER 1         |
| <input type="checkbox"/> | 3        | 037.330100.000                  | SHOCK ABSORBER FORK 1           |
| <input type="checkbox"/> | 4        | 13.86078.800                    | SHOCK ABSORBER SPACERS *SET* 1  |
| <input type="checkbox"/> | 5        | 037.330118.200                  | GASKET . KIT 6                  |
| <input type="checkbox"/> | 6        | 037.330070.000                  | SPRING CAP 1                    |
| <input type="checkbox"/> | 7        | 026.330200.000                  | PISTON 1                        |
| <input type="checkbox"/> | 8        | 026.330220.000                  | SHOCK SPRING, S/S TO AB.10150 1 |
| <input type="checkbox"/> | 9        | 026.330190.000                  | DAMPER ADJ RING NUT 1           |
| <input type="checkbox"/> | 10       | 026.330120.000                  | SOCK ABSORBER TANK 1            |
| <input type="checkbox"/> | 11       | 026.330130.000                  | DIAPHRAGM 1                     |
| <input type="checkbox"/> | 12       | 026.330140.000                  | PLUG 1                          |
| <input type="checkbox"/> | 13       | 037.330130.000                  | CAP 1                           |
| <input type="checkbox"/> | 14       | 037.330140.000                  | SHOCK ABSORBER BODY 1           |
| <input type="checkbox"/> | 15       | 037.330150.000                  | SHOCK ABSORBER BODY 1           |
| <input type="checkbox"/> | 16       | 031.330120.000                  | WASHER 1                        |
| <input type="checkbox"/> | 17       | 026.330210.000                  | BAND 1                          |
| <input type="checkbox"/> | 18       | 031.330140.000                  | WASHER 1                        |
| <input type="checkbox"/> | 19       | 037.330160.000                  | SHOCK TUBE 1                    |

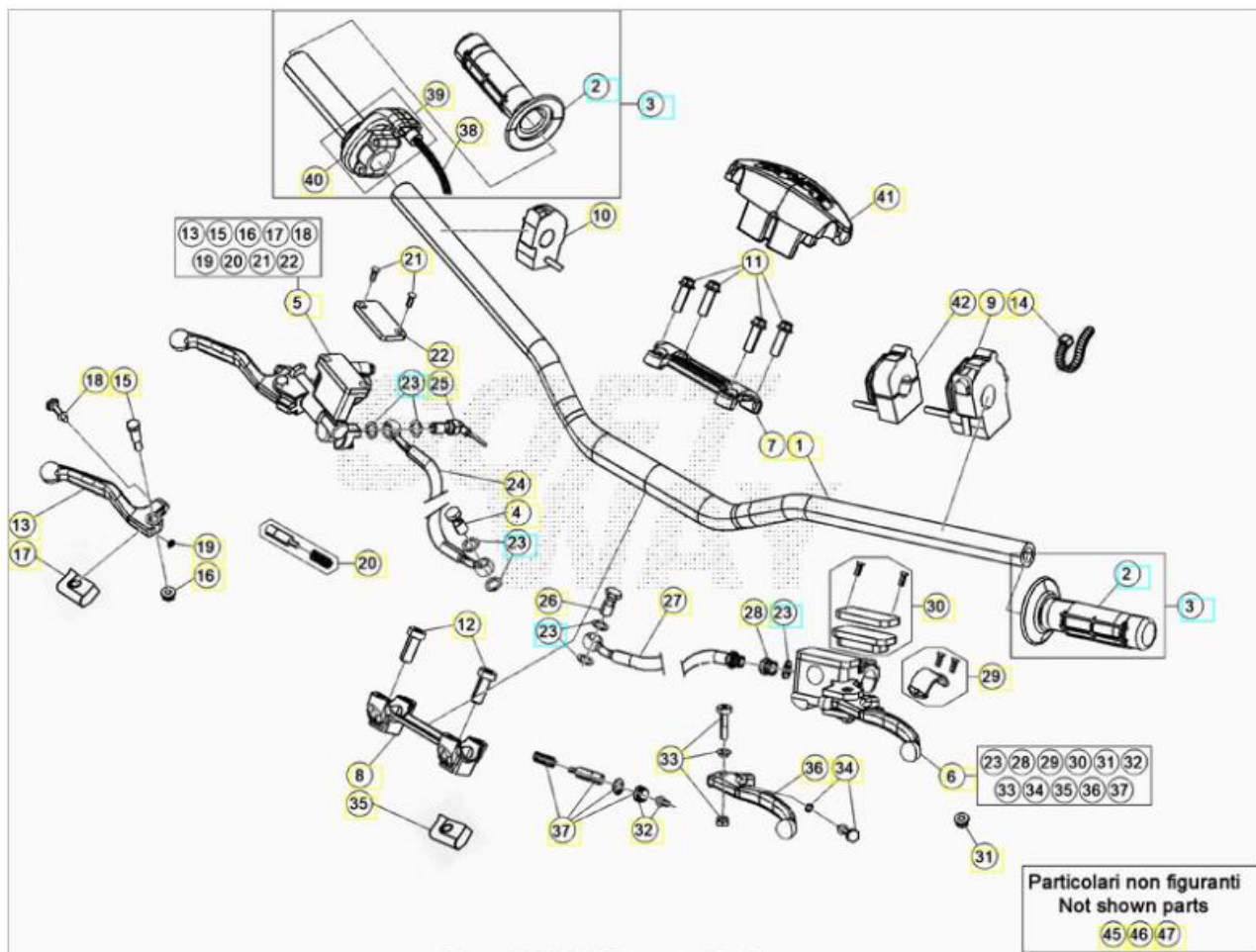
|                          |    |                |                 |   |
|--------------------------|----|----------------|-----------------|---|
| <input type="checkbox"/> | 20 | 037.330170.000 | SEAL KIT        | 1 |
| <input type="checkbox"/> | 21 | 026.330260.000 | PLUG            | 1 |
| <input type="checkbox"/> | 22 | 040.330028.000 | SHOCK TUBE ASSY | 1 |






























| REF. NO.                 | PART NO. | FRONT FORK DESCRIPTION | 300 RR 2T                         |   |
|--------------------------|----------|------------------------|-----------------------------------|---|
| <input type="checkbox"/> | 1        | 040.340008.000         | FRONT FORK ORDER INDIVIDUALLY.    | 1 |
| <input type="checkbox"/> | 2        | 040.340038.000         | RIGHT FORK LEG RR 2T              | 1 |
| <input type="checkbox"/> | 3        | 040.340048.000         | LEFT FORK LEG RR 2T               | 1 |
| <input type="checkbox"/> | 4        | 020.340040.000         | FRONT FORK 20X1,5 NUT RR 4T MY'11 | 1 |
| <input type="checkbox"/> | 5        | 11.55440.000           | BOLT 8.30 RS CH10                 | 1 |
| <input type="checkbox"/> | 6        | 11.55510.000           | BOLT 8.40                         | 2 |
| <input type="checkbox"/> | 7        | 10.66420.000           | O.RING 20,22,3,53 NBR             | 1 |
| <input type="checkbox"/> | 8        | 026.340244.204         | TOP TRIPLE CLAMP                  | 1 |
| <input type="checkbox"/> | 9        | 026.340258.004         | LOWER YOKE                        | 1 |
| <input type="checkbox"/> | 11       | 040.340090.000         | EXTENSION GROUP                   | 1 |
| <input type="checkbox"/> | 12       | 037.340190.000         | COMPRESSION GROUP                 | 1 |
| <input type="checkbox"/> | 13       | 037.340150.000         | TUBE                              | 1 |



|   |    |                |                                |   |
|---|----|----------------|--------------------------------|---|
|     | 14 | 020.343130.000 | STEM SUPPORTING RING + O RING  | 2 |
|    | 15 | 037.340090.000 | CAP                            | 1 |
|    | 16 | 040.340080.000 | SPACER                         | 1 |
|    | 17 | 031.343230.000 | WASHER                         | 2 |
|    | 18 | 026.340400.000 | FORK SPRING, S/S TO AB.12048?  | 2 |
|    | 19 | 020.343210.000 | CENTERING RING                 | 2 |
|    | 20 | 037.340140.000 | FORK BOTTOM                    | 1 |
|    | 21 | 020.343080.000 | DOWEL                          | 2 |
|    | 22 | 037.340130.000 | FORK BOTTOM                    | 1 |
|    | 23 | 020.343200.000 | BUSH D.49/47 L20               | 2 |
|    | 24 | 031.340210.000 | STEM                           | 2 |
|    | 25 | 037.340080.000 | FORK SLIDER                    | 2 |
|    | 26 | 031.340200.000 | BUSH 52X48X12                  | 2 |
|    | 27 | 020.343180.000 | SPACER                         | 2 |
|    | 28 | 020.343170.000 | SKF FORK SEAL KIT . SACHS 48MM | 2 |
|   | 29 | 020.343160.000 | CIRCLIP D.58,45                | 2 |
|  | 30 | 020.343150.000 | SKF FORK SEAL KIT . SACHS 48MM | 2 |
|  | 31 | 026.343640.000 | CHECK RING                     | 2 |
|  | 32 | 037.340120.000 | SPRING GUIDE                   | 2 |
|  | 33 | 037.340100.000 | CAP                            | 1 |
|  | 35 | 037.340160.000 | TUBE                           | 1 |
|  | 36 | 040.340100.000 | EXTENSION GROUP                | 1 |
|  | 37 | 040.340110.000 | COMPRESSION GROUP              | 1 |



| REF. NO.                 | PART NO. | CONTROLS HANDLEBARS DESCRIPTION | 300 RR 2T                             |
|--------------------------|----------|---------------------------------|---------------------------------------|
| <input type="checkbox"/> | 1        | 037.350000.059                  | HANDLEBAR BLACK 1                     |
| <input type="checkbox"/> | 2        | 036.350050.000                  | BETA FACTORY GRIPS 2                  |
| <input type="checkbox"/> | 2        | AB.10110                        | BETA FACTORY GRIPS 1                  |
| <input type="checkbox"/> | 3        | 026.350028.000                  | THROTTLE ASSY 2                       |
| <input type="checkbox"/> | 4        | 11.65053.000                    | RR4T BRAKE TUBE M10X25 BOLT 1         |
| <input type="checkbox"/> | 5        | 21.02057.059                    | FRONT BRAKE LEVER, RACING 1           |
| <input type="checkbox"/> | 6        | 020.350200.000                  | CLUTCH LEVER, RR 4T 1                 |
| <input type="checkbox"/> | 7        | 12.08253.000                    | UPPER HANDLEBAR BRACKET, FORK 15.08 1 |
| <input type="checkbox"/> | 8        | 12.08263.000                    | LOWER HANDLEBAR BRACKET, FORK 15.08 1 |
| <input type="checkbox"/> | 9        | 016.350100.000                  | DEVICE, RR 4T 1                       |
| <input type="checkbox"/> | 10       | 026.400470.000                  | ON/OFF DEVICE 1                       |
| <input type="checkbox"/> | 11       | 31.64070.000                    | SCREW 8.30 1                          |
| <input type="checkbox"/> | 12       | 31.65626.000                    | SCREW TCCE M10.25 SPECIAL HEAD 1      |
| <input type="checkbox"/> | 13       | 21.27104.000                    | FRONT BRAKE LEVER ONLY (2102057) 2    |
| <input type="checkbox"/> | 14       | 15.14264.000                    | TIE WRAP 1                            |
| <input type="checkbox"/> | 14       | 037.400260.000                  | TIE WRAP 1                            |
| <input type="checkbox"/> | 15       | 31.96832.000                    | RR4Y BRAKE LEVER SPECIAL SCREW 2      |
| <input type="checkbox"/> | 16       | 13.30911.000                    | SPECIAL NUT BRAKE LEVER RR4T 2        |
| <input type="checkbox"/> | 17       | 16.33841.000                    | GROMMET 2                             |

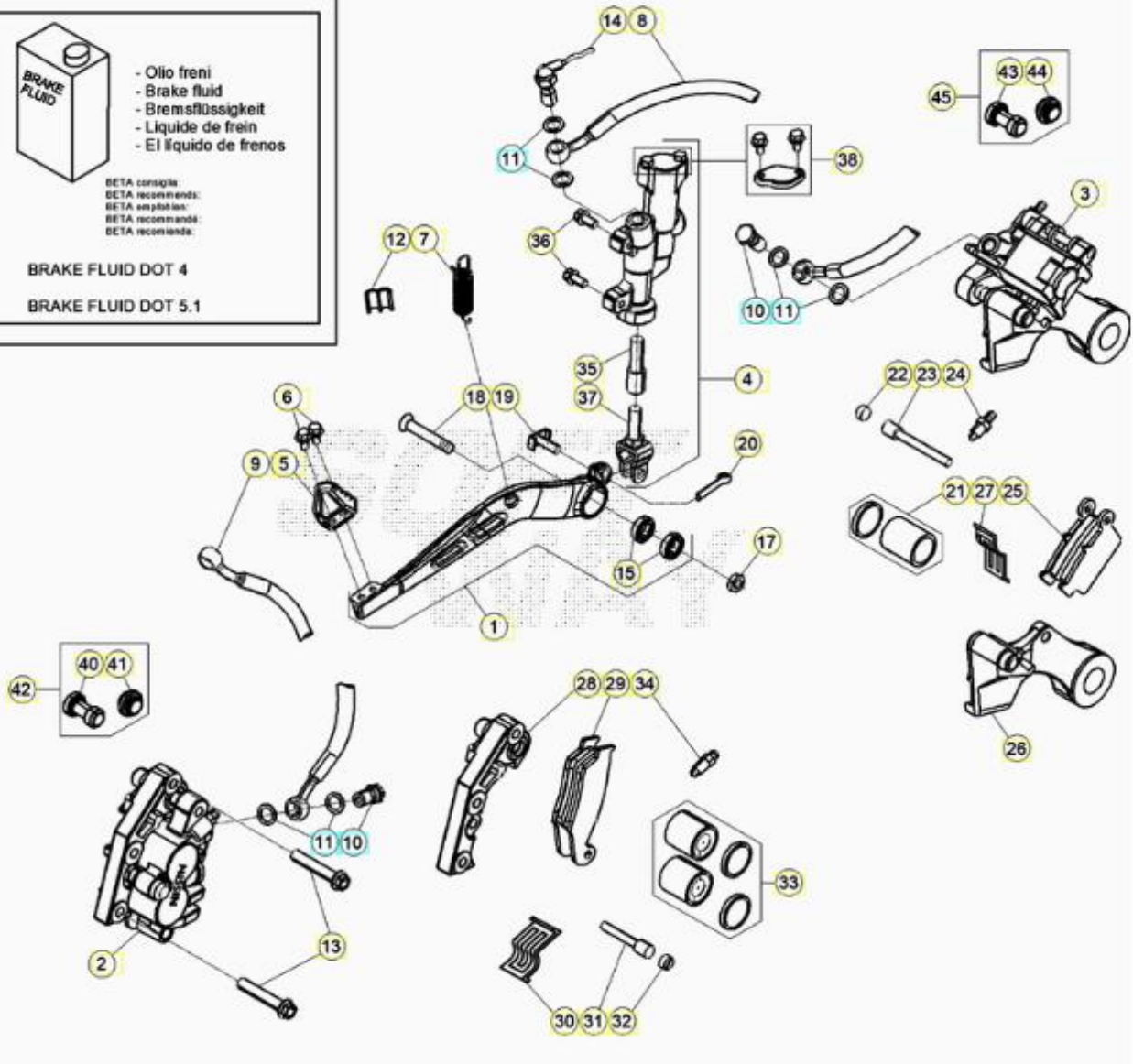
|   |    |                |                                    |   |
|---|----|----------------|------------------------------------|---|
|     | 18 | 31.88604.000   | BRAKE LEVER ADJ. SCREW             | 2 |
|    | 19 | 22.38704.000   | FRONT BRAKE LEVER RETURN<br>SPRING | 2 |
|    | 20 | 20.08258.000   | BRAKE PUMP PISTON ASSY             | 2 |
|    | 21 | 31.23410.052   | SCREW                              | 2 |
|    | 22 | 031.360038.200 | BRAKE PUMP COVER                   | 2 |
|    | 23 | 16.50510.000   | GASKET 10.15.1 COPPER              | 5 |
|    | 24 | 037.360020.000 | BRAKE HOSE                         | 1 |
|    | 25 | 18.89621.000   | STOP SWITCH, M10 X 1,25            | 1 |
|    | 26 | 11.65040.000   | SPECIAL BOLT                       | 1 |
|    | 27 | 026.350140.000 | CLUTCH TUBE                        | 1 |
|    | 28 | 020.350320.000 | JOINT.P.                           | 2 |
|    | 29 | 020.350250.000 | CLAMP                              | 2 |
|    | 30 | 020.350230.000 | RESERVOIR CAP                      | 2 |
|    | 31 | 020.350280.000 | ANTI.BUBBLE                        | 2 |
|    | 32 | 020.350290.000 | PUSH.ROD                           | 2 |
|    | 33 | 020.350240.000 | LEVER PIN                          | 2 |
|   | 34 | 020.350300.000 | SPRING GUIDE                       | 2 |
|  | 35 | 020.350270.000 | DUST COVER                         | 2 |
|  | 36 | 020.350220.000 | LEVER                              | 2 |
|  | 37 | 020.350260.000 | PISTON SET                         | 2 |
|  | 38 | 026.350118.200 | THROTTLE CABLE, RR<br>2.STROKE     | 1 |
|  | 39 | 026.350100.000 | THROTTLE ASSEMBLY                  | 1 |
|  | 40 | 031.350130.000 | PROTECTION                         | 1 |
|  | 41 | 037.430160.059 | HANDLEBAR PROTECTION<br>BLACK RR   | 1 |
|  | 42 | 007.400880.000 | ECU MAP SWITCH B1                  | 1 |
|  | 45 | 12.30100.000   | HOLDER WITH MIRROR<br>CONNECTION   | 1 |
|  | 46 | 28.92927.000   | RH MIRROR                          | 1 |
|  | 47 | 031.350080.000 | MIRROR                             | 1 |































- Olio freni  
- Brake fluid  
- Bremsflüssigkeit  
- Liquide de frein  
- El líquido de frenos

BETA consiglia:  
BETA raccomanda:  
BETA empfiehlt:  
BETA recommande:  
BETA recomienda:

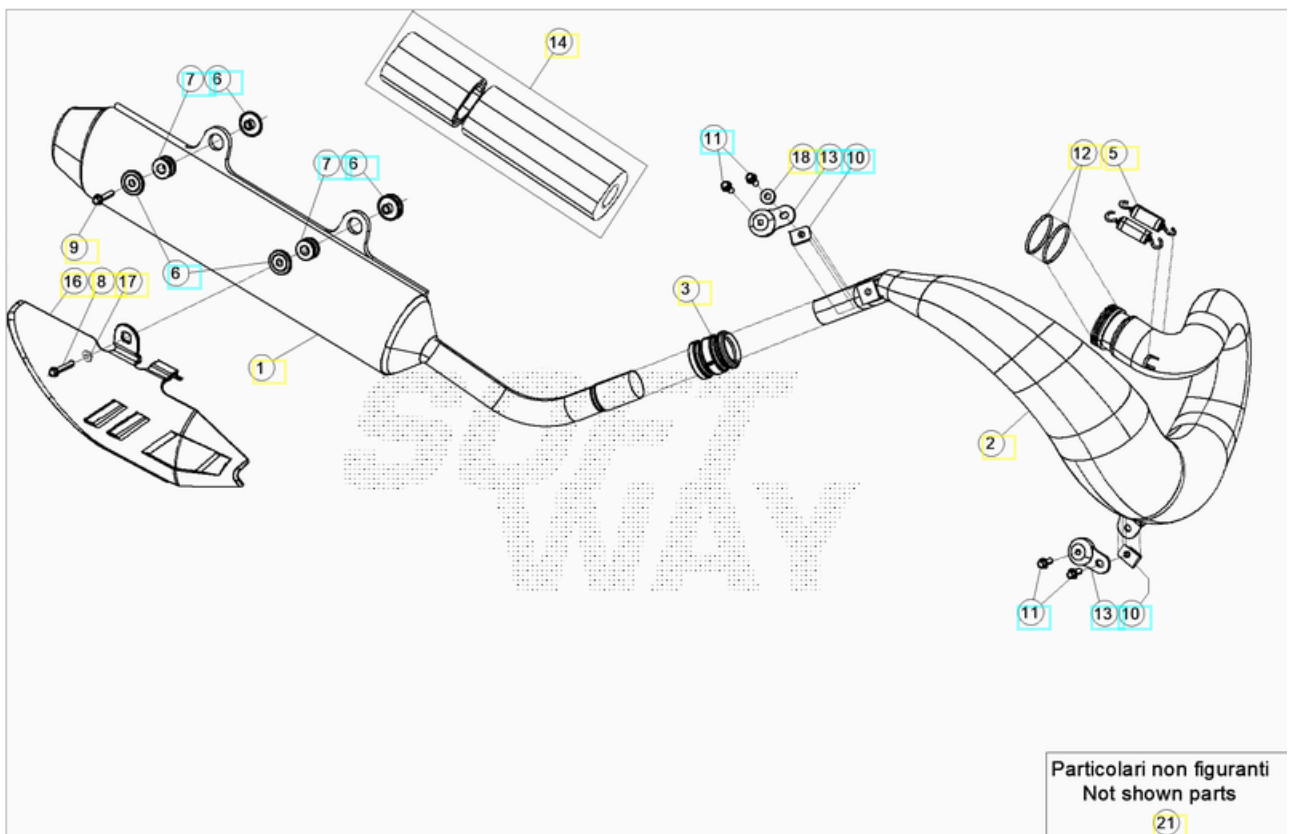
**BRAKE FLUID DOT 4**  
**BRAKE FLUID DOT 5.1**



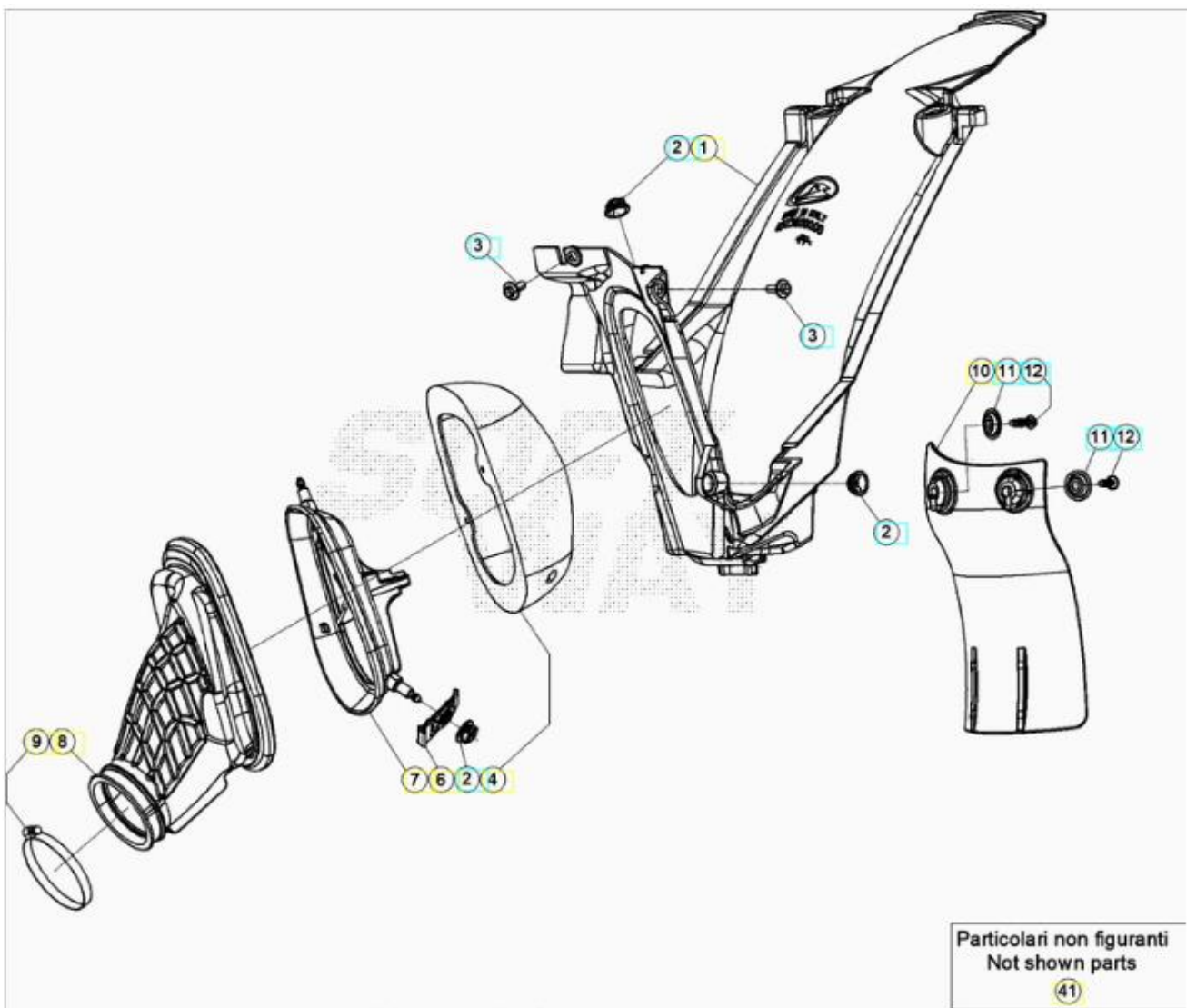
| REF. NO.                 | PART NO. | HYDRALIC BRAKE SYSTEM DESCRIPTION | 300 RR 2T                       |   |
|--------------------------|----------|-----------------------------------|---------------------------------|---|
| <input type="checkbox"/> | 1        | 037.360048.000                    | FOOT BRAKE LEVER                | 1 |
| <input type="checkbox"/> | 2        | 25.03056.000                      | FRONT DISC BRAKE CALIPER, RR 4T | 1 |
| <input type="checkbox"/> | 3        | 25.03066.000                      | REAR DISC BRAKE CALIPER, RR 4T  | 1 |
| <input type="checkbox"/> | 4        | 25.91178.000                      | PUMP, REAR BRAKE                | 1 |
| <input type="checkbox"/> | 5        | 22.90053.000                      | FOOTREST HUB, RR 4T             | 1 |
| <input type="checkbox"/> | 6        | 11.46251.000                      | BOLT 5,12                       | 1 |
| <input type="checkbox"/> | 7        | 22.48813.000                      | SPRING                          | 1 |
| <input type="checkbox"/> | 8        | 29.09428.000                      | REAR BRAKE HOSE, RR 4T '07      | 1 |
| <input type="checkbox"/> | 9        | 037.360020.000                    | BRAKE HOSE                      | 1 |
| <input type="checkbox"/> | 10       | 11.65053.000                      | RR4T BRAKE TUBE M10X25 BOLT     | 2 |
| <input type="checkbox"/> | 11       | 16.50510.000                      | GASKET 10.15.1 COPPER           | 3 |
| <input type="checkbox"/> | 12       | 25.24442.000                      | FAIR LEAD, 6/8                  | 1 |
| <input type="checkbox"/> | 13       | 11.55510.000                      | BOLT 8.40                       | 1 |
| <input type="checkbox"/> | 14       | 18.89621.000                      | STOP SWITCH, M10 X 1,25         | 1 |
| <input type="checkbox"/> | 15       | C06010470000                      | BEARING 10X26X8 . 2RSH          | 1 |

|   |    |                |  |   |
|---|----|----------------|--|---|
|     | 17 | 13.21060.000   | NUT, M10X1,25 H.8.5 14MM<br>SELF.LOCKI | 1 |
|    | 18 | 037.360010.000 | SPECIAL BOLT M10X1,25X35               | 1 |
|    | 19 | 25.41830.000   | PIN                                    | 1 |
|    | 20 | 12.81995.000   | CLIP 2.15 INOX                         | 1 |
|    | 21 | 20.02717.000   | PISTON & OIL SEAL KIT FOR<br>PLIERS 25 | 1 |
|    | 22 | 31.96821.000   | PIN PLUG, FOR<br>2503056/2503066       | 2 |
|    | 23 | 25.41860.000   | PIN HANGER, FOR 25.03066.000           | 1 |
|    | 24 | 28.91002.000   | BREATHER PIPE                          | 1 |
|    | 25 | 25.25362.000   | BRAKE PADS                             | 1 |
|    | 26 | 020.360110.000 | REAR BRAKE CALIPER<br>BRACKET ASSY     | 1 |
|    | 27 | 22.32208.000   | BRAKE PADS SPRING FOR<br>PLIERS        | 1 |
|    | 28 | 020.360120.000 | FRONT BRAKE CALIPER<br>BRACKET ASSY    | 1 |
|    | 29 | 25.25361.000   | FR BRAKE PADS                          | 1 |
|    | 29 | 25.25365.000   | FR BRAKE PADS                          | 1 |
|    | 30 | 22.32207.000   | BRAKE PADS SPRING FOR<br>PLIERS        | 1 |
|    | 31 | 25.41859.000   | PIN HANGER, FOR 25.03056.000           | 1 |
|   | 33 | 20.02716.000   | PISTON & OIL SEAL KIT FOR<br>PLIERS 25 | 1 |
|  | 34 | 28.91001.000   | BREATHER PIPE                          | 1 |
|  | 35 | 20.08276.000   | KIT PISTON, BRAKE PUMP<br>25.91178     | 1 |
|  | 36 | 31.30750.000   | SCREW 6.16                             | 1 |
|  | 37 | 20.08277.000   | KIT LEVER, BRAKE PUMP<br>25.91178      | 1 |
|  | 38 | 20.08275.000   | KIT, BRAKE PUMP TANK<br>25.91178       | 1 |
|  | 40 | 036.360020.000 | BUSHING                                | 1 |
|  | 41 | 036.360030.000 | BUSHING                                | 1 |
|  | 42 | 036.360068.200 | FRONT BUSHING KIT                      | 1 |
|  | 43 | 036.360040.000 | BUSHING                                | 1 |
|  | 44 | 036.360050.000 | BUSHING                                | 1 |
|  | 45 | 036.360078.200 | REAR BUSHING KIT                       | 1 |



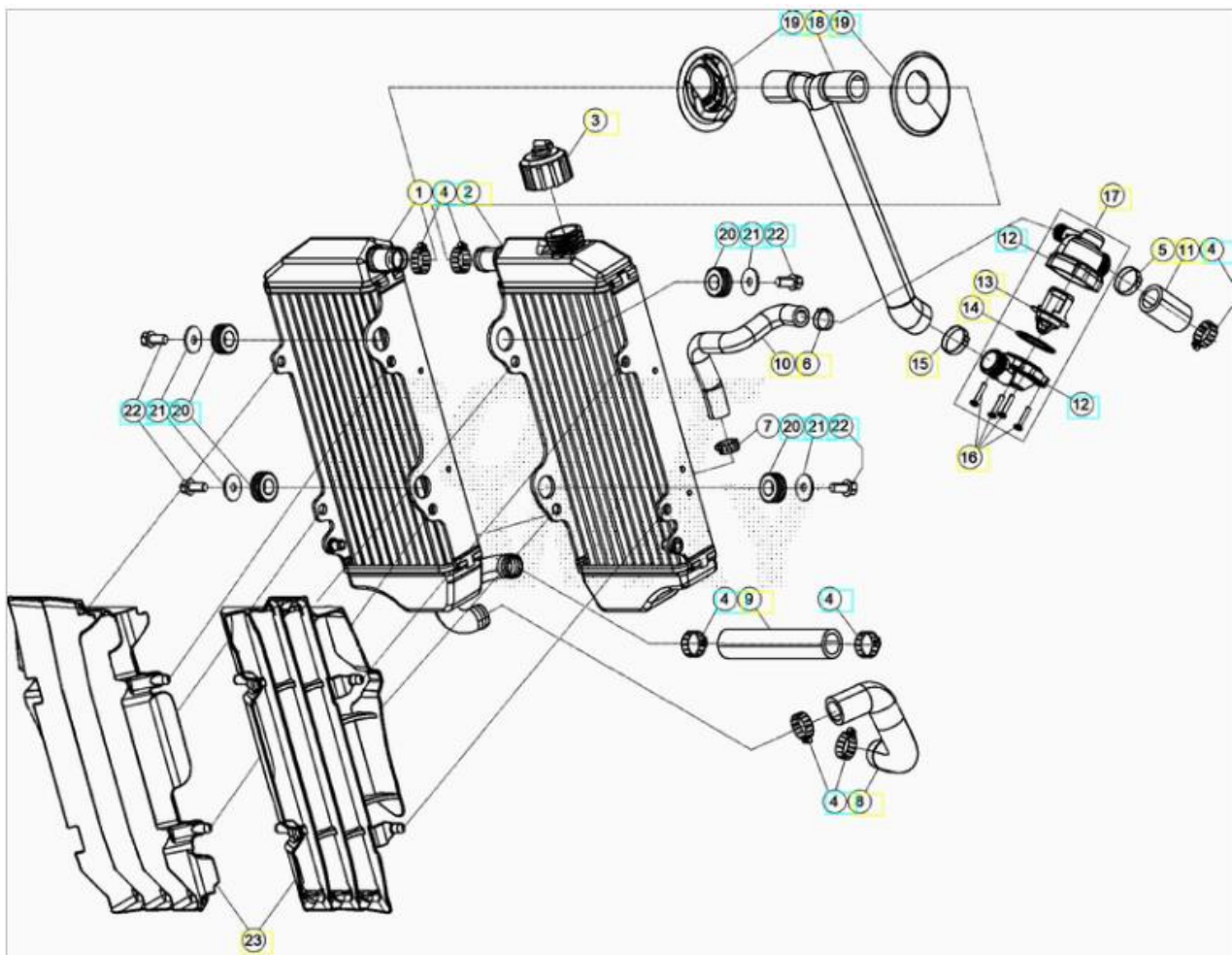


| REF. NO.                 | PART NO. | EXHAUST SYSTEM DESCRIPTION | 300 RR 2T                    |   |
|--------------------------|----------|----------------------------|------------------------------|---|
| <input type="checkbox"/> | 1        | 040.370018.000             | SILENCER                     | 1 |
| <input type="checkbox"/> | 1        | 040.370018.200             | SILENCER                     | 1 |
| <input type="checkbox"/> | 2        | 026.370230.000             | EXHAUST MANIFOLD             | 1 |
| <input type="checkbox"/> | 3        | 026.371030.000             | EXHAUST GASKET               | 1 |
| <input type="checkbox"/> | 5        | 026.370050.000             | SPRING, EXAUST PIPE RR 2T    | 1 |
| <input type="checkbox"/> | 6        | 026.370060.000             | SPACER                       | 3 |
| <input type="checkbox"/> | 7        | 032.370130.000             | EXHAUST PIPE SILENT BLOCK    | 2 |
| <input type="checkbox"/> | 8        | 11.50355.000               | BOLT 6.35 RS CH8             | 1 |
| <input type="checkbox"/> | 9        | 11.50300.000               | BOLT 6.30 RS CH8             | 1 |
| <input type="checkbox"/> | 10       | 25.60311.000               | M6 SCREW PLATE               | 2 |
| <input type="checkbox"/> | 11       | 11.48025.000               | BOLT 6.16                    | 2 |
| <input type="checkbox"/> | 12       | 10.66930.000               | OIL SEAL OR 43,00.3,00       | 1 |
| <input type="checkbox"/> | 13       | 28.91943.000               | SILENT.BLOCK                 | 2 |
| <input type="checkbox"/> | 14       | 026.370078.200             | KIT FOR SILENCER OVERHAULING | 1 |
| <input type="checkbox"/> | 16       | 040.370028.259             | SILENCER GUARD BLACK RR 2T   | 1 |
| <input type="checkbox"/> | 17       | 13.54841.000               | SPACER 6,5/10,0/16,0 . 4,3   | 1 |
| <input type="checkbox"/> | 18       | 27.42000.000               | WASHER 6.18                  | 1 |
| <input type="checkbox"/> | 21       | 026.370168.000             | EXHAUST MANIFOLD             | 1 |
| <input type="checkbox"/> | 21       | 026.370230.000             | EXHAUST MANIFOLD             | 1 |



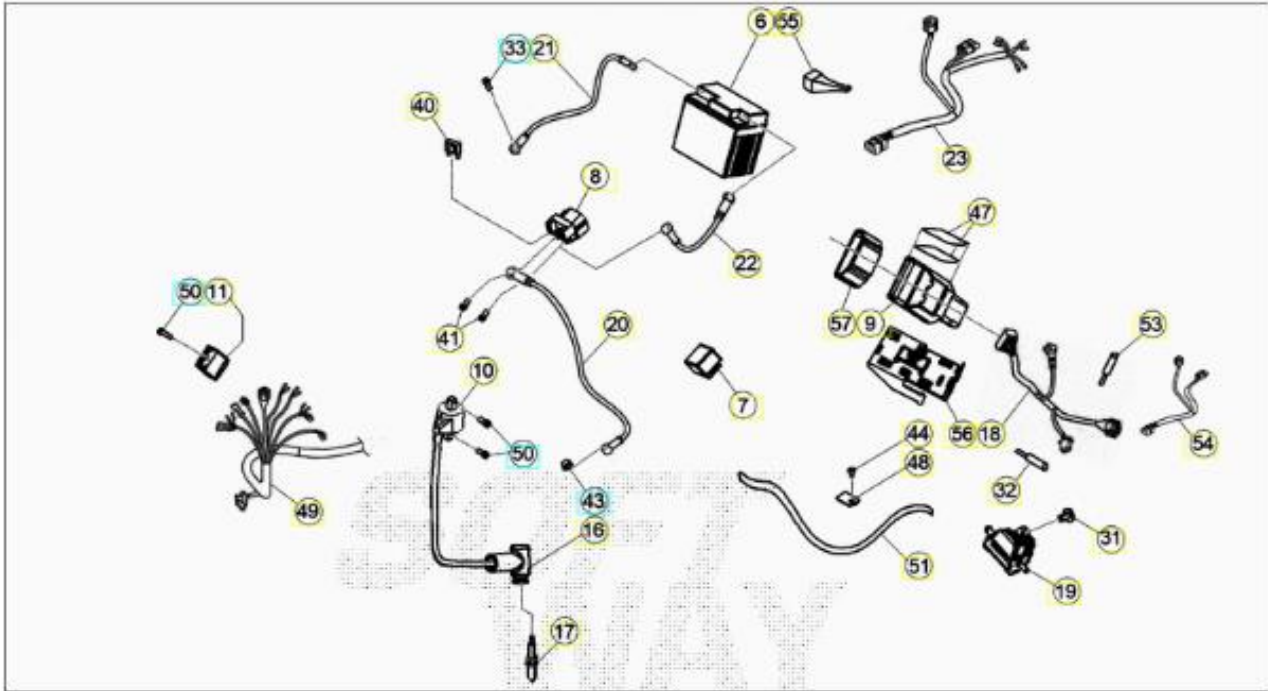
Particolari non figuranti  
Not shown parts  
(41)

| REF. NO.                 | PART NO. | AIR BOX DESCRIPTION | 300 RR 2T                |   |
|--------------------------|----------|---------------------|--------------------------|---|
| <input type="checkbox"/> | 1        | 037.380008.759      | AIRBOX BLACK RR          | 1 |
| <input type="checkbox"/> | 2        | 037.380030.000      | INSERT 2T                | 3 |
| <input type="checkbox"/> | 3        | 037.430290.000      | SPECIAL BOLT M6X12       | 2 |
| <input type="checkbox"/> | 4        | 037.380028.200      | AIR FILTER               | 1 |
| <input type="checkbox"/> | 6        | 037.380060.059      | AIR BOX BRACKET BLACK RR | 1 |
| <input type="checkbox"/> | 7        | 037.380010.000      | AIR FILTER CAGE 2T       | 1 |
| <input type="checkbox"/> | 8        | 040.380000.000      | AIRBOX SLEEVE RR 2T      | 1 |
| <input type="checkbox"/> | 9        | 15.14272.000        | CLAMP                    | 1 |
| <input type="checkbox"/> | 10       | 026.380071.059      | PROTECTION REAR SHOCK    | 1 |
| <input type="checkbox"/> | 11       | 27.74786.000        | WASHER                   | 2 |
| <input type="checkbox"/> | 12       | 31.30815.000        | SCREW 6.20               | 2 |
| <input type="checkbox"/> | 41       | 040.380028.200      | NOT SHOWN                | 1 |

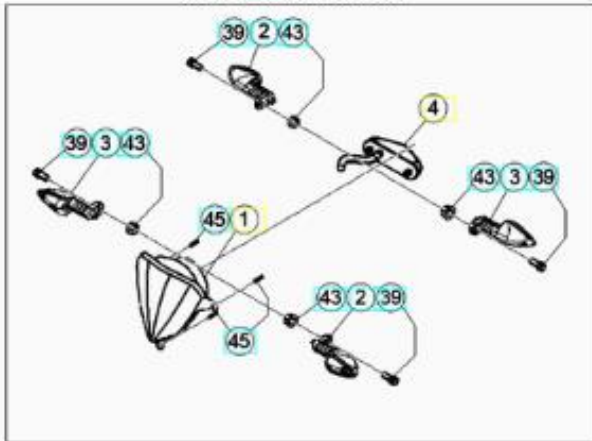


| ORDER QTY                | REF. NO. | PART NO.       | COOLING SYSTEM DESCRIPTION | 300 RR 2T |
|--------------------------|----------|----------------|----------------------------|-----------|
| <input type="checkbox"/> | 1        | 040.390010.000 | RADIATOR 2T RIGHT          | 1         |
| <input type="checkbox"/> | 1        | 040.390180.000 | RADIATOR 2T RIGHT          | 1         |
| <input type="checkbox"/> | 2        | 041.390040.000 | RADIATOR 2T LEFT           | 1         |
| <input type="checkbox"/> | 2        | 040.390190.000 | RADIATOR 2T LEFT           | 1         |
| <input type="checkbox"/> | 3        | 036.390080.000 | RADIATOR CAP               | 1         |
| <input type="checkbox"/> | 4        | 15.15240.000   | CLAMP 16/27                | 5         |
| <input type="checkbox"/> | 5        | C07160050000   | CLAMP D.25                 | 1         |
| <input type="checkbox"/> | 6        | 020.390090.000 | SELF LOCKING CLAMP, 17     | 1         |
| <input type="checkbox"/> | 7        | 15.15220.000   | CLAMP                      | 1         |
| <input type="checkbox"/> | 8        | 026.390060.000 | WATER PUMP PIPE            | 1         |
| <input type="checkbox"/> | 9        | 040.390070.000 | WATER HOSE RR 2T           | 1         |
| <input type="checkbox"/> | 10       | 040.390080.000 | WATER HOSE RR 2T           | 1         |
| <input type="checkbox"/> | 11       | 041.390020.000 | WATER HOSE RR 2T 200       | 1         |
| <input type="checkbox"/> | 12       | 037.390060.000 | THERMOSTAT CASE RR         | 2         |
| <input type="checkbox"/> | 13       | 026.390130.000 | TERMOSTAT RR TS            | 1         |
| <input type="checkbox"/> | 14       | 10.66830.000   | O.RING                     | 1         |
| <input type="checkbox"/> | 15       | C07160070000   | TIE WRAP D26               | 1         |
| <input type="checkbox"/> | 16       | 031.390175.000 | SCREW                      | 1         |

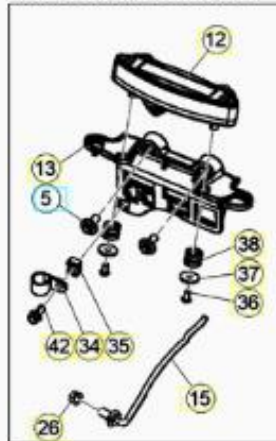
|                          |    |                |                               |   |
|--------------------------|----|----------------|-------------------------------|---|
| <input type="checkbox"/> | 17 | 040.390038.000 | THERMOSTAT RR 2T              | 1 |
| <input type="checkbox"/> | 18 | 040.390040.000 | THERMOSTAT HOSE RR 2T         | 1 |
| <input type="checkbox"/> | 19 | 037.390150.000 | CAP                           | 2 |
| <input type="checkbox"/> | 20 | 035.390060.000 | SILENT BLOCK                  | 3 |
| <input type="checkbox"/> | 21 | 27.43250.000   | WASHER 6.24                   | 3 |
| <input type="checkbox"/> | 22 | 11.47015.000   | BOLT 6.12 RS CH8              | 3 |
| <input type="checkbox"/> | 23 | 037.390030.051 | RADIATOR LOUVER PAIR WHITE RR | 1 |



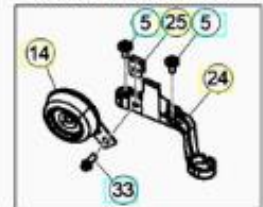
GR. LUCI/INDICATORI



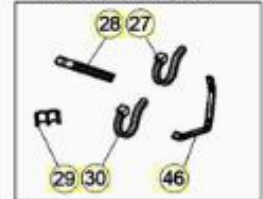
GR. STRUMENTAZIONE



GR. AVV. ACUSTICO



GR. ACCESSORI

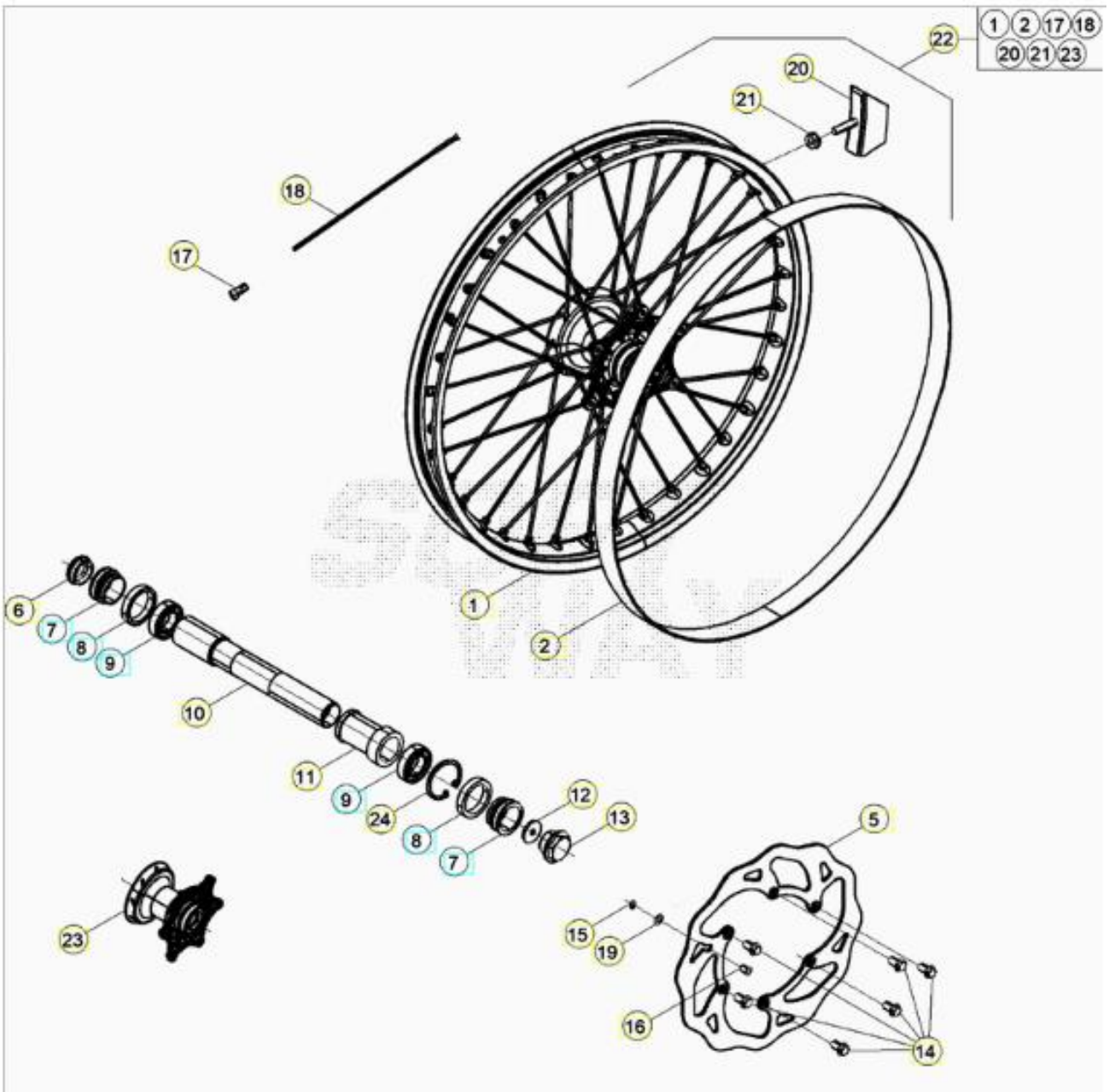


| ORDER QTY                | REF. NO. | PART NO.       | ELECTRICAL EQUIPMENT DESCRIPTION | 300 RR 2T |
|--------------------------|----------|----------------|----------------------------------|-----------|
| <input type="checkbox"/> | 1        | 031.400060.000 | HEADLIGHT, RR 4T '08             | 1         |
| <input type="checkbox"/> | 1        | 16.46210.000   | HEADLIGHT, RR 4T '08             | 1         |
| <input type="checkbox"/> | 2        | 020.400610.000 | BLINKER LF/RR                    | 2         |
| <input type="checkbox"/> | 3        | 020.400600.000 | BLINKER RF/LR                    | 2         |
| <input type="checkbox"/> | 4        | 037.400630.000 | TAIL LIGHT                       | 1         |
| <input type="checkbox"/> | 5        | 037.430280.000 | SPECIAL BOLT M6X8                | 3         |
| <input type="checkbox"/> | 6        | AB.62009       | BATTERY                          | 1         |
| <input type="checkbox"/> | 7        | 18.84948.000   | FLASHING DEVICE                  | 1         |

|  |    |                |                                 |   |
|--|----|----------------|---------------------------------|---|
|  | 8  | 27.28471.000   | RELAIS, STARTING                | 1 |
|  | 9  | 040.400088.200 | CONTROL UNIT RR 2T 300 MY20     | 1 |
|  | 10 | 006.400108.000 | IGNITION COIL RR 4T MY'10       | 1 |
|  | 11 | 27.28101.000   | RECTIFIER                       | 1 |
|  | 12 | 040.400040.000 | DIGITAL DASHBOARD RR 2T         | 1 |
|  | 13 | 037.400010.000 | DASHBOARD BRACKET RR            | 1 |
|  | 14 | 007.400500.000 | HORN                            | 1 |
|  | 15 | 031.401660.000 | REED SENSOR                     | 1 |
|  | 16 | 27.13514.000   | SPARK PLUG PROTECTOR CR65.2001  | 1 |
|  | 17 | 12.25220.000   | SPARK PLUG BR7ES                | 1 |
|  | 18 | 040.400000.000 | MAIN WIRING HARNESS RR 2T       | 1 |
|  | 19 | 026.400170.000 | OIL PUMP                        | 1 |
|  | 20 | 040.400020.000 | RELAY WIRING HARNESS RR 2T      | 1 |
|  | 21 | 020.400020.000 | RR4T MY'10 GROUND WIRING SYSTEM | 1 |
|  | 22 | 037.400070.000 | RELAY WIRING HARNESS            | 1 |
|  | 23 | 040.400060.000 | SECONDARY WIRING HARNESS RR 2T  | 1 |
|  | 24 | 037.400230.059 | HORN BRACKET BLACK RR           | 1 |
|  | 25 | 25.60311.000   | M6 SCREW PLATE                  | 1 |
|  | 26 | 13.17121.000   | NUT M8, SPECIAL CH.10           | 1 |
|  | 27 | 037.400260.000 | TIE WRAP                        | 1 |
|  | 28 | 032.350490.000 | TIE WRAP                        | 1 |
|  | 29 | 25.24443.000   | FAIR LEAD, 6/6                  | 1 |
|  | 30 | 15.14264.000   | S/S TO 037.400260.000           | 1 |
|  | 30 | 037.400260.000 | TIE WRAP                        | 1 |
|  | 31 | 31.95510.000   | SCREW 6X12 TBCE                 | 1 |
|  | 32 | 026.400390.000 | CONNECTOR                       | 1 |
|  | 33 | 11.46501.000   | BOLT 6.10                       | 2 |
|  | 34 | 25.25182.000   | CLAMP "NYLPAS016R"              | 1 |
|  | 35 | 037.400300.000 | DISCONTINUED                    | 1 |
|  | 36 | 31.73000.000   | SCREW 4.8                       | 1 |
|  | 37 | 27.34800.000   | WASHER 4.16                     | 1 |
|  | 38 | 031.400130.000 | RUBBER BUFFER                   | 1 |
|  | 39 | 11.48025.000   | BOLT 6.16                       | 4 |
|  | 40 | 020.400060.000 | 10/32V FUSE                     | 1 |
|  | 41 | 31.30190.000   | SCREW 6.8                       | 1 |
|  | 42 | 11.46251.000   | BOLT 5,12                       | 1 |
|  | 43 | 13.12550.000   | NUT M6                          | 5 |



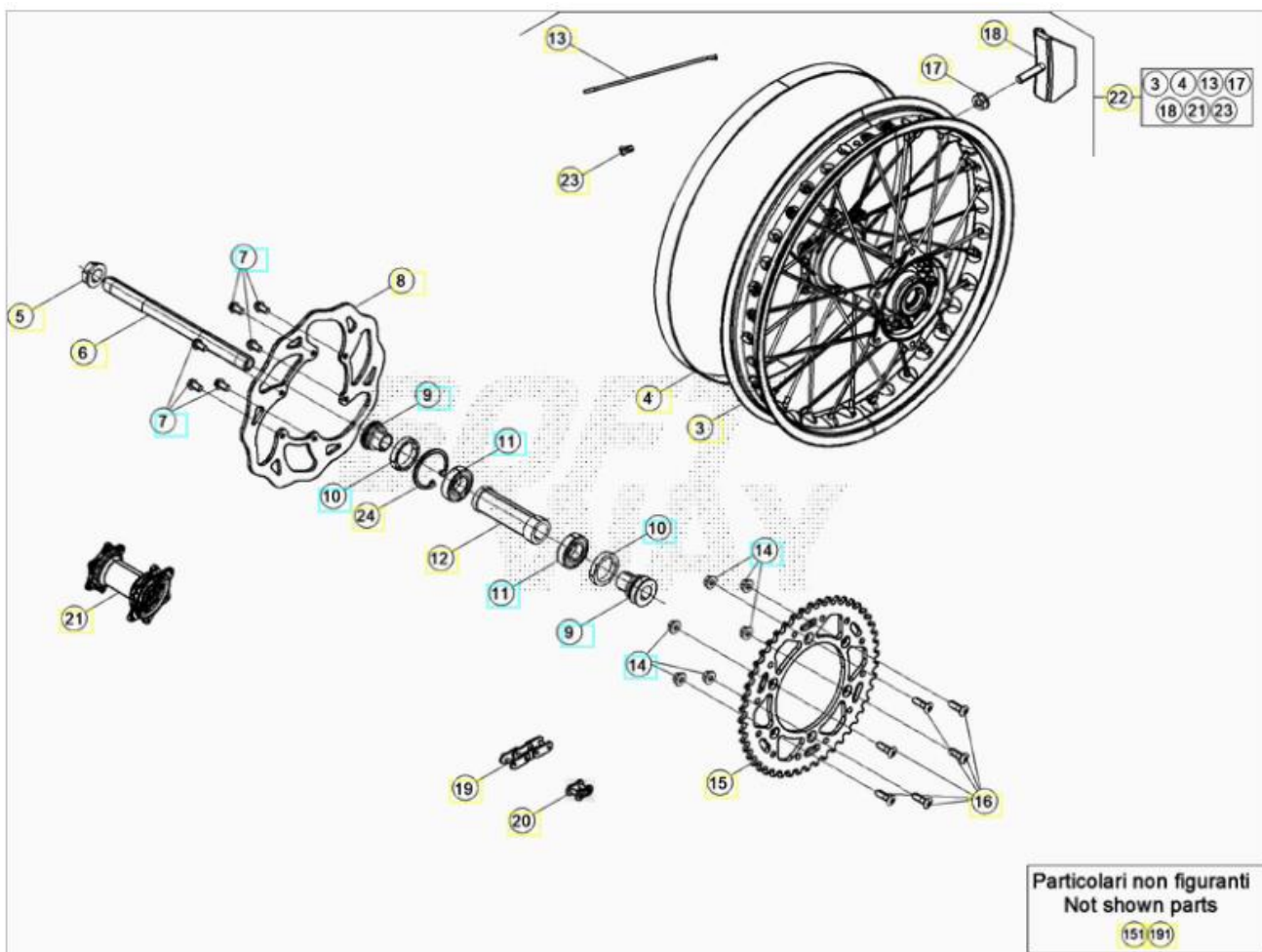
|  |    |                |                                |   |
|--|----|----------------|--------------------------------|---|
|  | 44 | 31.23360.000   | SCREW 4.10                     | 1 |
|  | 45 | 31.26190.000   | SCREW 4.12                     | 2 |
|  | 46 | 037.430430.000 | BATTERY RUBBER BAND            | 1 |
|  | 47 | 29.10317.000   | RUBBER, BUMPER RR 4T           | 1 |
|  | 48 | 029.070250.000 | STARTER GEAR PLATE             | 1 |
|  | 49 | 040.400030.000 | SECONDARY WIRING HARNESS RR 2T | 1 |
|  | 50 | 11.49070.000   | BOLT 6.20                      | 2 |
|  | 51 | 026.430270.000 | OIL TUBE                       | 1 |
|  | 53 | 037.400220.000 | CAPACITOR                      | 1 |
|  | 54 | 026.400570.000 | DIAGNOSIS WIRING               | 1 |
|  | 55 | 031.400520.000 | DIODE                          | 1 |
|  | 56 | 040.400010.000 | ECU BRACKET RR.S 2T            | 1 |
|  | 57 | 007.400810.000 | ECU RUBBER BAND                | 1 |



| ORDER QTY | REF. NO. | PART NO. | WHEEL . FRONT DESCRIPTION | 300 RR 2T |
|-----------|----------|----------|---------------------------|-----------|
|-----------|----------|----------|---------------------------|-----------|

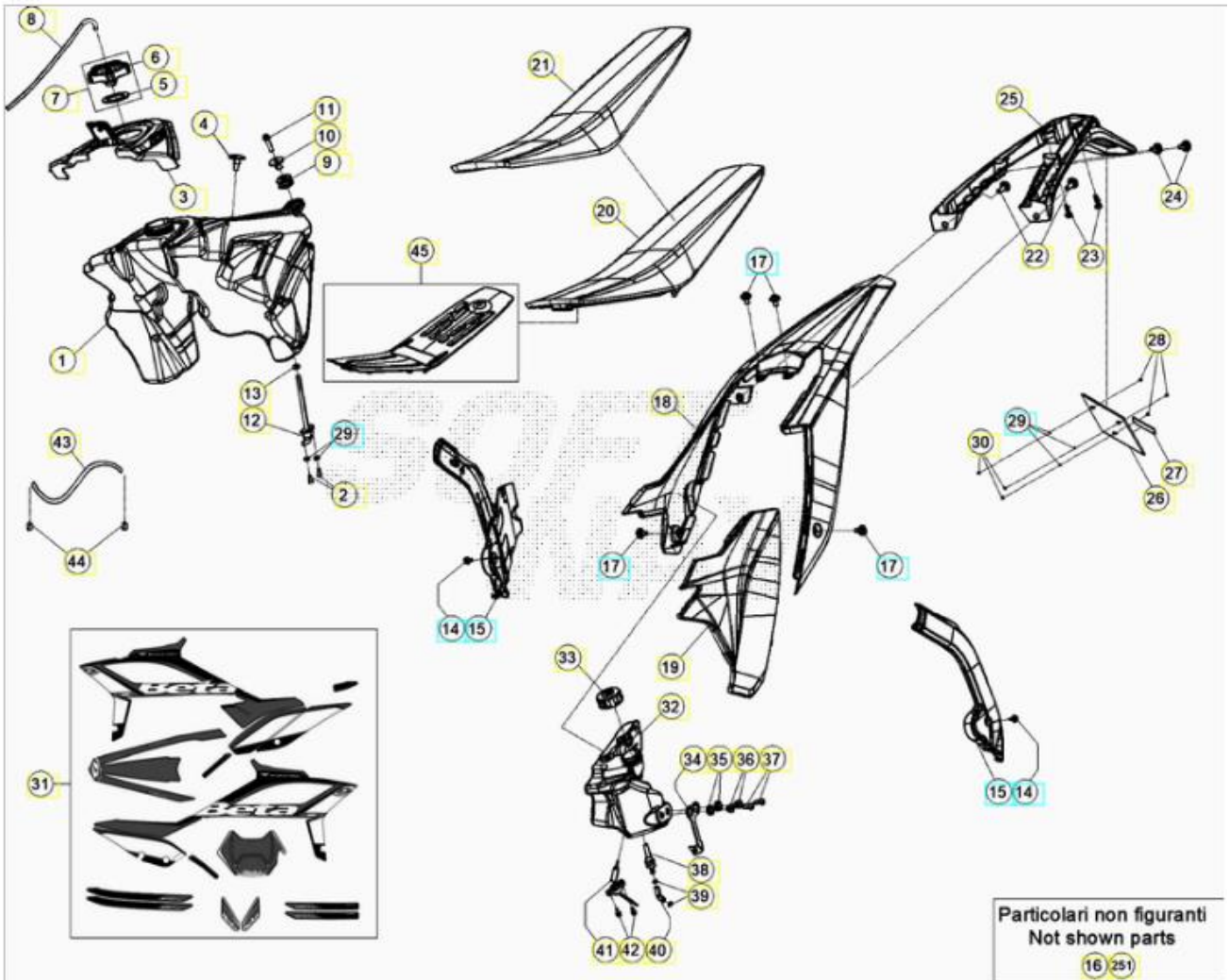


|   |    |                |                                     |   |
|---|----|----------------|-------------------------------------|---|
|     | 1  | 031.410460.059 | FRONT RIM                           | 2 |
|    | 2  | 15.38200.000   | BEAD 21.25                          | 2 |
|    | 5  | 031.410300.000 | FRONT BRAKE DISC                    | 1 |
|    | 5  | 031.410308.200 | FRONT BRAKE DISC                    | 1 |
|    | 6  | 020.410070.000 | PLUG, FRONT WHEEL SPINDLE RR 4T MY' | 1 |
|    | 7  | 031.410040.000 | HUB SPACER, RR 4T                   | 2 |
|    | 8  | 10.66000.000   | SEAL 35.47.7                        | 2 |
|    | 9  | 020.410030.000 | BEARING 30.47.9                     | 2 |
|    | 10 | 020.410050.000 | FRONT WHEEL SPINDLE, RR 4T MY'11    | 1 |
|    | 11 | 031.410150.000 | INNER SPACER                        | 1 |
|    | 12 | 020.411100.000 | PLUG                                | 1 |
|    | 13 | 020.410060.000 | PLUG, FRONT WHEEL SPINDLE RR 4T MY' | 1 |
|    | 14 | 031.410160.000 | DISC SPEC. SCREW 6X14               | 1 |
|    | 14 | 031.410430.000 | DISC SPEC. SCREW 6X14               | 1 |
|    | 15 | 28.22660.000   | SEEGER 9E                           | 1 |
|    | 16 | 021.410050.000 | MAGNETE, HALL SENSOR                | 1 |
|   | 17 | 031.410500.000 | NIPPLE                              | 2 |
|  | 18 | 031.410490.052 | SPOKE                               | 2 |
|  | 19 | 27.58080.000   | WASHER 9 . 13 . 0,4                 | 1 |
|  | 20 | 036.410100.000 | RIM LOCK                            | 2 |
|  | 21 | 13.17120.000   | NUT M8                              | 2 |
|  | 22 | 026.410010.059 | FR WHEEL ASSY                       | 1 |
|  | 23 | 031.410148.000 | FRONT HUB, RR 4T                    | 2 |
|  | 24 | C01260010000   | CIRCLIP 47X1.75                     | 1 |



| ORDER QTY                | REF. NO. | PART NO.       | WHEEL . REAR DESCRIPTION      | 300 RR 2T |
|--------------------------|----------|----------------|-------------------------------|-----------|
| <input type="checkbox"/> | 3        | 031.420340.059 | REAR RIM                      | 2         |
| <input type="checkbox"/> | 4        | 15.36000.000   | BEAD 17/18.25                 | 2         |
| <input type="checkbox"/> | 5        | 13.27120.000   | SPECIAL NUT                   | 1         |
| <input type="checkbox"/> | 6        | 25.55812.000   | REAR WHEEL SPINDLE, RR 4T     | 1         |
| <input type="checkbox"/> | 7        | 031.410160.000 | DISC SPEC. SCREW 6X14         | 2         |
| <input type="checkbox"/> | 7        | 031.410430.000 | DISC SPEC. SCREW 6X14         | 1         |
| <input type="checkbox"/> | 8        | 031.420300.000 | BRAKE DISC                    | 1         |
| <input type="checkbox"/> | 8        | 031.420308.200 | BRAKE DISC                    | 1         |
| <input type="checkbox"/> | 9        | 031.420020.000 | REAR HUB SPACER, RR 4T        | 2         |
| <input type="checkbox"/> | 10       | 10.66000.000   | SEAL 35.47.7                  | 2         |
| <input type="checkbox"/> | 11       | 020.420040.000 | BEARING 25.47.12              | 2         |
| <input type="checkbox"/> | 12       | 031.420050.000 | INNER SPACER                  | 1         |
| <input type="checkbox"/> | 13       | 031.420370.052 | REAR SPOKES                   | 2         |
| <input type="checkbox"/> | 14       | 13.17123.000   | NUT M8, (DIN 6927)            | 2         |
| <input type="checkbox"/> | 15       | 031.420380.000 | R. SPROCKET 48T, SILVER, 2013 | 1         |
| <input type="checkbox"/> | 15       | AB.13020.48    | R. SPROCKET 48T, SILVER, 2013 | 1         |
| <input type="checkbox"/> | 16       | 31.96827.000   | SCREW, SPEC. TGS TORXS M8X26  | 1         |
| <input type="checkbox"/> | 17       | 13.17120.000   | NUT M8                        | 2         |

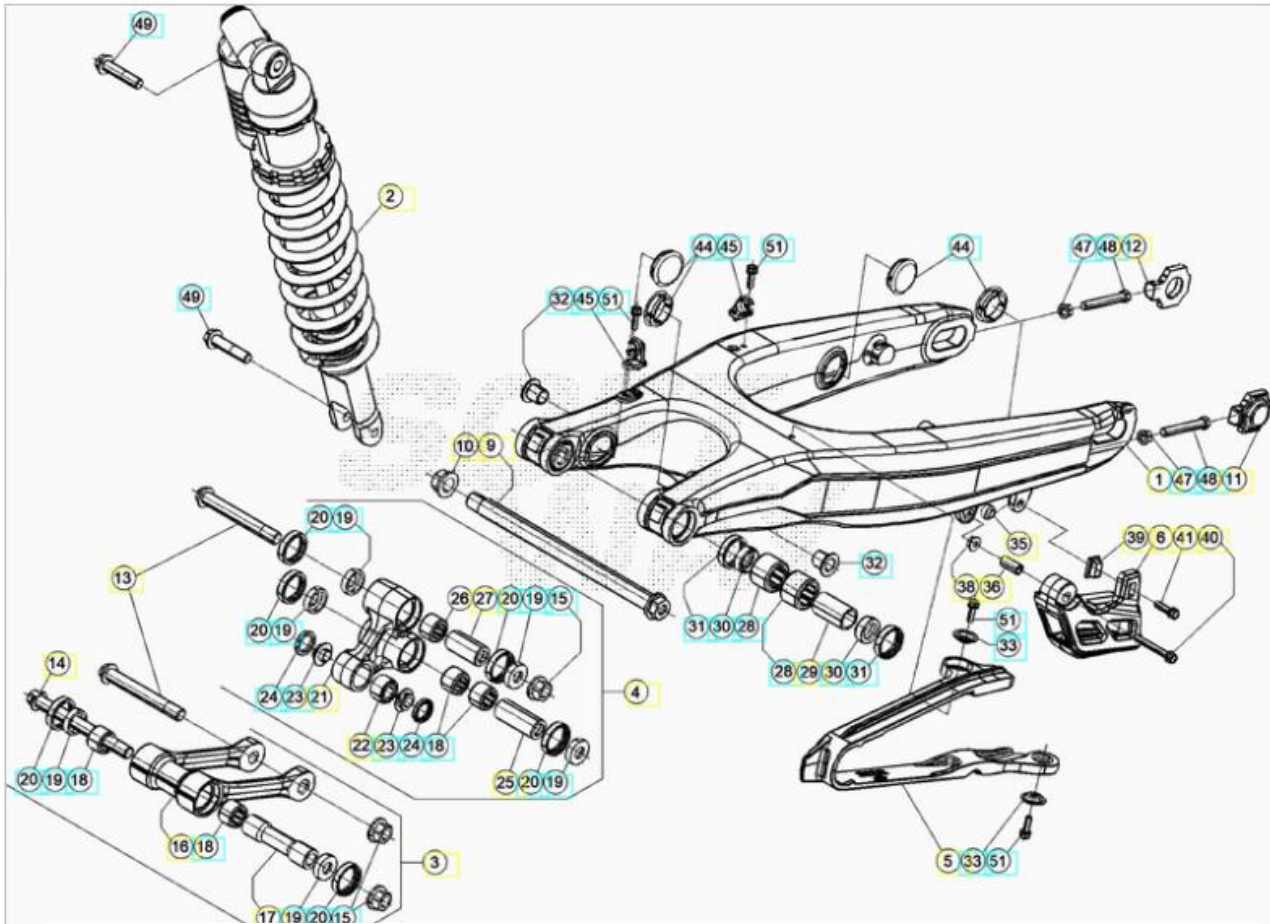
|                          |     |                |                      |   |
|--------------------------|-----|----------------|----------------------|---|
| <input type="checkbox"/> | 18  | 036.420090.000 | RIM LOCK             | 2 |
| <input type="checkbox"/> | 19  | 035.420020.000 | CHAIN                | 1 |
| <input type="checkbox"/> | 20  | 031.420080.000 | CONNECTING LINK      | 1 |
| <input type="checkbox"/> | 21  | 031.420148.000 | REAR HUB, RR4T       | 2 |
| <input type="checkbox"/> | 22  | 026.420080.059 | REAR WHEEL ASSY      | 1 |
| <input type="checkbox"/> | 23  | 031.420510.000 | NIPPLE               | 2 |
| <input type="checkbox"/> | 24  | C01260010000   | CIRCLIP 47X1.75      | 1 |
| <input type="checkbox"/> | 151 | 026.420130.000 | REAR SPROCKET, Z.42  | 1 |
| <input type="checkbox"/> | 191 | 12.08204.000   | CHAIN, 5/8.1/4 P.112 | 1 |



| ORDER QTY                | REF. NO. | PART NO.       | FAIRING . TANK . SEAT DESCRIPTION   | 300 RR 2T |
|--------------------------|----------|----------------|-------------------------------------|-----------|
| <input type="checkbox"/> | 1        | 040.430000.051 | FUEL TANK WHITE RR 2T               | 1         |
| <input type="checkbox"/> | 2        | 31.29810.000   | SCREW 5.12                          | 1         |
| <input type="checkbox"/> | 3        | 037.430060.059 | TANK COVER BLACK RR                 | 1         |
| <input type="checkbox"/> | 4        | 31.89010.000   | SPECIAL SCREW                       | 1         |
| <input type="checkbox"/> | 5        | 031.431160.000 | CAP GASKET                          | 1         |
| <input type="checkbox"/> | 6        | 036.430418.000 | FILLER CAP                          | 1         |
| <input type="checkbox"/> | 6        | 036.430418.200 | FILLER CAP                          | 2         |
| <input type="checkbox"/> | 8        | 020.430030.000 | EXHAUST TUBE PLUG/VALVE RR 4T MY'10 | 1         |

|   |    |                |                                      |   |
|---|----|----------------|--------------------------------------|---|
|     | 9  | 032.370130.000 | EXHAUST PIPE SILENT BLOCK            | 1 |
|    | 10 | 020.430020.000 | SPACER, FUEL TANK RR 4T MY'10        | 1 |
|    | 11 | 11.50300.000   | BOLT 6.30 RS CH8                     | 1 |
|    | 12 | 020.430070.000 | PETCOCK, RR 4T MY'10                 | 1 |
|    | 13 | 026.430340.000 | OIL SEAL                             | 1 |
|    | 14 | C24310460000   | SCREW M5X8 8.8 DIN6921               | 2 |
|    | 15 | 037.430780.059 | FRAME GUARD . PAIR BLACK RR          | 2 |
|    | 16 | 041.430088.200 | ACTIVATED CARBON FILTER BOX . KIT 2T | 1 |
|    | 17 | 037.430280.000 | SPECIAL BOLT M6X8                    | 3 |
|    | 18 | 037.430078.797 | REAR FENDER RED RR                   | 1 |
|    | 19 | 037.430058.797 | SIDE PANEL RED RR                    | 1 |
|    | 20 | 037.430638.200 | SEAT                                 | 1 |
|    | 21 | 037.430858.200 | SEAT COVER RR                        | 1 |
|    | 22 | 037.430300.000 | SPECIAL BOLT M6X16                   | 1 |
|    | 23 | 31.79960.000   | SCREW , 6X15                         | 1 |
|    | 24 | 037.430290.000 | SPECIAL BOLT M6X12                   | 1 |
|   | 25 | 037.430140.059 | TAILLIGHT HOLDER BLACK RR            | 1 |
|  | 26 | 018.430101.059 | DISCONTINUED . EURO ONLY             | 1 |
|  | 27 | 12.33086.000   | DISCONTINUED                         | 1 |
|  | 28 | 31.29860.000   | SCREW 5.16                           | 1 |
|  | 29 | 27.36000.000   | WASHER 5.11                          | 2 |
|  | 30 | 13.11010.000   | NUT 5, SELF.BLOCKING NUT 5           | 1 |
|  | 31 | 037.430718.200 | DECALS . FULL SET                    | 1 |
|  | 32 | 040.430010.051 | OIL TANK RR 2T                       | 1 |
|  | 33 | 040.430040.000 | OIL TANK CAP                         | 1 |
|  | 34 | 040.430020.000 | BRACKET                              | 1 |
|  | 35 | 28.91880.000   | SILENT.BLOCK                         | 1 |
|  | 36 | 13.62000.000   | SPACER                               | 1 |
|  | 37 | 31.30470.000   | SCREW 6.14                           | 1 |
|  | 38 | 036.430170.000 | JOINT                                | 1 |
|  | 39 | C07160060000   | TIE WRAP D9                          | 1 |
|  | 40 | 036.430220.000 | OIL LINE                             | 1 |
|  | 41 | 040.400050.000 | LEVEL SENSOR                         | 1 |
|  | 42 | 11.47015.000   | BOLT 6.12 RS CH8                     | 1 |
|  | 43 | 026.430050.000 | GASOLINE TUBE TANK/CARBUR. RR 2T     | 1 |
|  | 44 | C07080080000   | RING CE 12                           | 1 |
|  | 45 | 037.430848.000 | SEAT PAN                             | 1 |

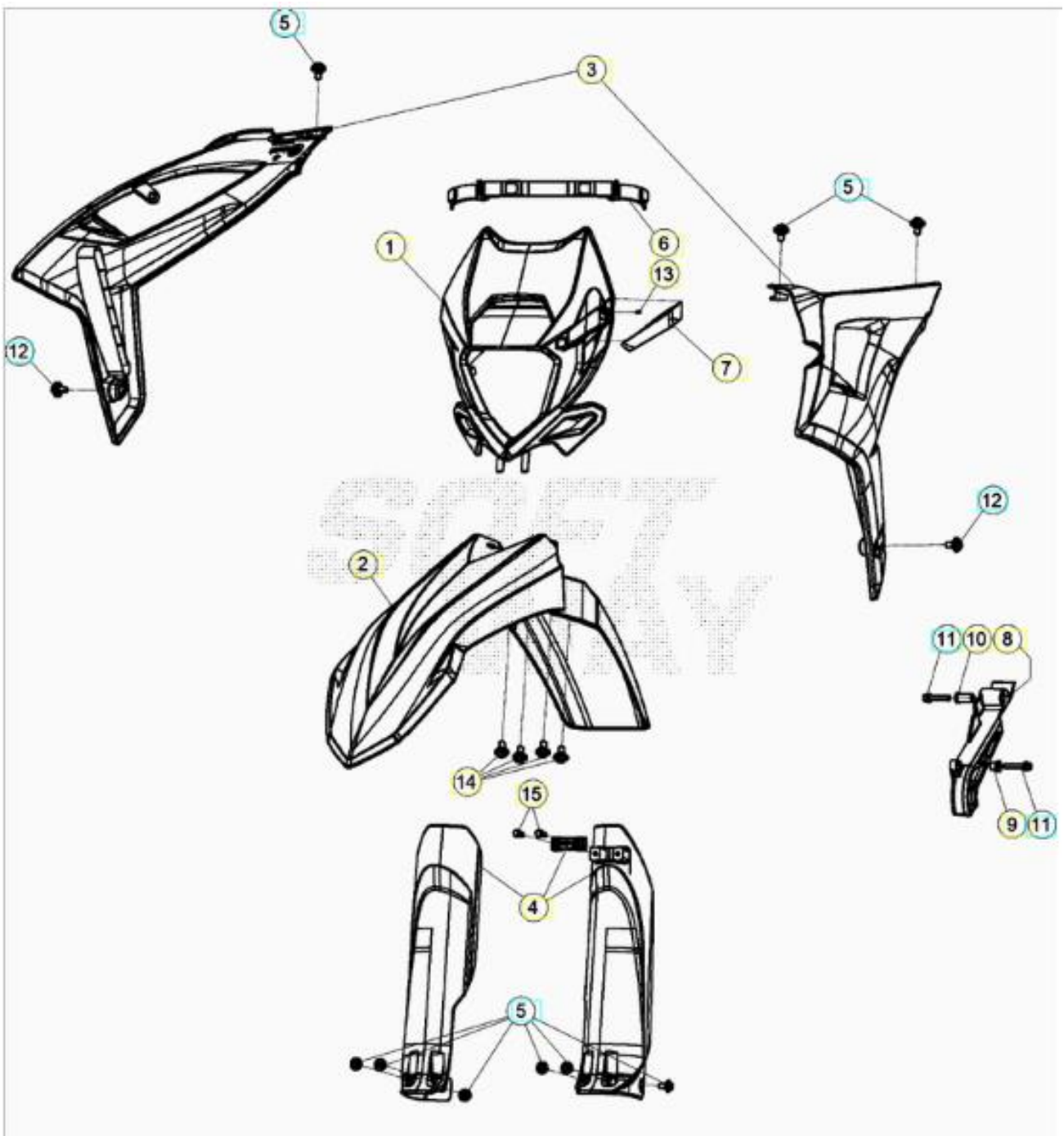
|                          |     |                |                                      |   |
|--------------------------|-----|----------------|--------------------------------------|---|
| <input type="checkbox"/> | 251 | 037.430150.059 | TAILLIGHT/LICENSE PLATE HOLDER, RR.S | 1 |
|--------------------------|-----|----------------|--------------------------------------|---|







| ORDER QTY                | REF. NO. | PART NO.       | REAR FORK DESCRIPTION          | 300 RR 2T |
|--------------------------|----------|----------------|--------------------------------|-----------|
| <input type="checkbox"/> | 1        | 037.330030.059 | SWINGARM BLACK RR              | 1         |
| <input type="checkbox"/> | 2        | 040.330008.000 | SHOCK ABSORBER RR 2T           | 1         |
| <input type="checkbox"/> | 3        | 020.330308.000 | CONNECTING ROD ASSY            | 1         |
| <input type="checkbox"/> | 4        | 020.330208.000 | RELAY ARM ASSY                 | 1         |
| <input type="checkbox"/> | 5        | 037.330060.000 | CHAIN SLIDING PROTECTION       | 1         |
| <input type="checkbox"/> | 6        | 037.330040.000 | CHAIN GUIDE                    | 1         |
| <input type="checkbox"/> | 9        | 037.330055.000 | SWINGARM PIVOT BOLT            | 1         |
| <input type="checkbox"/> | 10       | 037.330085.000 | NUT                            | 1         |
| <input type="checkbox"/> | 11       | 29.11866.100   | LEFT CHAIN TIGHTENER, RR 4T    | 1         |
| <input type="checkbox"/> | 12       | 29.11865.100   | RIGHT CHAIN TIGHTENER, RR 4T   | 1         |
| <input type="checkbox"/> | 13       | 11.63992.000   | BOLT 12 . 1,25 . 96            | 1         |
| <input type="checkbox"/> | 14       | 020.330320.000 | SPECIAL SCREW M12 X 1.25 X 124 | 1         |
| <input type="checkbox"/> | 15       | 13.21130.000   | SELF.BLOCKING NUT 12,1,25      | 2         |
| <input type="checkbox"/> | 16       | 020.330300.000 | CONNECTING ROD ASSY            | 1         |
| <input type="checkbox"/> | 17       | 020.330310.000 | SPACER, CONNECTING ROD         | 1         |
| <input type="checkbox"/> | 18       | 11.22055.000   | BEARING, 20 X 26 X 16 RR 4T    | 3         |
| <input type="checkbox"/> | 19       | 28.14083.000   | ROCKING LEVER CUP, RR 4T       | 6         |
| <input type="checkbox"/> | 20       | 10.64481.000   | OIL SEAL, 25X32X7              | 8         |

|  |    |                |                                   |   |
|--|----|----------------|-----------------------------------|---|
|  | 21 | 020.330200.000 | RELAY ARM MACHINED                | 1 |
|  | 22 | 16.17310.000   | SEAL 24.12.13                     | 1 |
|  | 23 | 11.21920.000   | BUSH                              | 2 |
|  | 24 | 10.56020.000   | OIL SEAL 16.24.4                  | 2 |
|  | 25 | 13.62813.000   | SPACER, 12 X 20 X 50              | 1 |
|  | 26 | 11.22061.000   | SEAL, 20 X 26 X 30                | 1 |
|  | 27 | 13.62812.000   | SPACER, 12 X 20 X 40              | 1 |
|  | 28 | 11.22056.000   | ROLLER CAGE                       | 2 |
|  | 29 | 13.49183.000   | SPACER, SWINGING ARM VEM          | 1 |
|  | 30 | 28.14081.000   | RR4T SWINGING ARM PART            | 2 |
|  | 32 | 020.330010.000 | SWINGINGARM BUSH, RR 4T MY'10     | 2 |
|  | 33 | 27.74786.000   | WASHER                            | 2 |
|  | 35 | 13.12610.000   | NUT, SPECIAL                      | 1 |
|  | 36 | 13.49191.000   | SPACER                            | 1 |
|  | 38 | 13.13020.000   | NUT 6, SELF.BLOCKING              | 1 |
|  | 39 | 13.48868.000   | SPACER                            | 1 |
|  | 40 | 11.50535.000   | BOLT 6,45                         | 1 |
|  | 41 | 11.49070.000   | BOLT 6.20                         | 1 |
|  | 44 | 29.10596.136   | PLUG, PIVOT PINE SWING ARM (D.30) | 2 |
|  | 45 | 15.14605.000   | CLAMP                             | 2 |
|  | 47 | 13.17122.000   | NUT M8                            | 2 |
|  | 48 | 11.55909.000   | BOLT 8.55                         | 2 |
|  | 49 | 11.62050.000   | BOLT 10.45 1,25(10.9)             | 2 |
|  | 51 | 11.46251.000   | BOLT 5,12                         | 4 |





| ORDER QTY                | REF. NO. | PART NO.       | MUDGUARDS DESCRIPTION      | 300 RR 2T |
|--------------------------|----------|----------------|----------------------------|-----------|
| <input type="checkbox"/> | 1        | 037.430080.051 | HEADLIGHT MASK WHITE RR    | 1         |
| <input type="checkbox"/> | 2        | 037.430090.097 | FRONT FENDER RED RR        | 1         |
| <input type="checkbox"/> | 3        | 037.430010.097 | TANK PANEL . PAIR RED RR   | 1         |
| <input type="checkbox"/> | 4        | 026.451138.251 | FORK GUARDS KIT, WHITE     | 1         |
| <input type="checkbox"/> | 5        | 037.430280.000 | SPECIAL BOLT M6X8          | 3         |
| <input type="checkbox"/> | 6        | 037.430200.059 | HEADLIGHT MASK RUBBER BAND | 1         |
| <input type="checkbox"/> | 7        | 037.430170.051 | FAIRLEAD WHITE RR          | 1         |
| <input type="checkbox"/> | 8        | 040.430050.059 | PINION GUARD BLACK RR 2T   | 1         |
| <input type="checkbox"/> | 9        | 13.49190.000   | SPACER                     | 1         |
| <input type="checkbox"/> | 10       | 13.49189.000   | SPACER                     | 1         |
| <input type="checkbox"/> | 11       | 11.50300.000   | BOLT 6.30 RS CH8           | 2         |

|   |    |                |                     |   |
|---|----|----------------|---------------------|---|
|   | 12 | 037.430300.000 | SPECIAL BOLT M6X16  | 2 |
|  | 13 | 31.23580.000   | PARKER SCREW 4,8.13 | 1 |
|  | 14 | 037.430290.000 | SPECIAL BOLT M6X12  | 1 |
|  | 15 | 31.79960.000   | SCREW, 6X15         | 1 |